



September 2019 Town Hall

*With ESRD Outreach, Communication,
and Training (EOCT)*

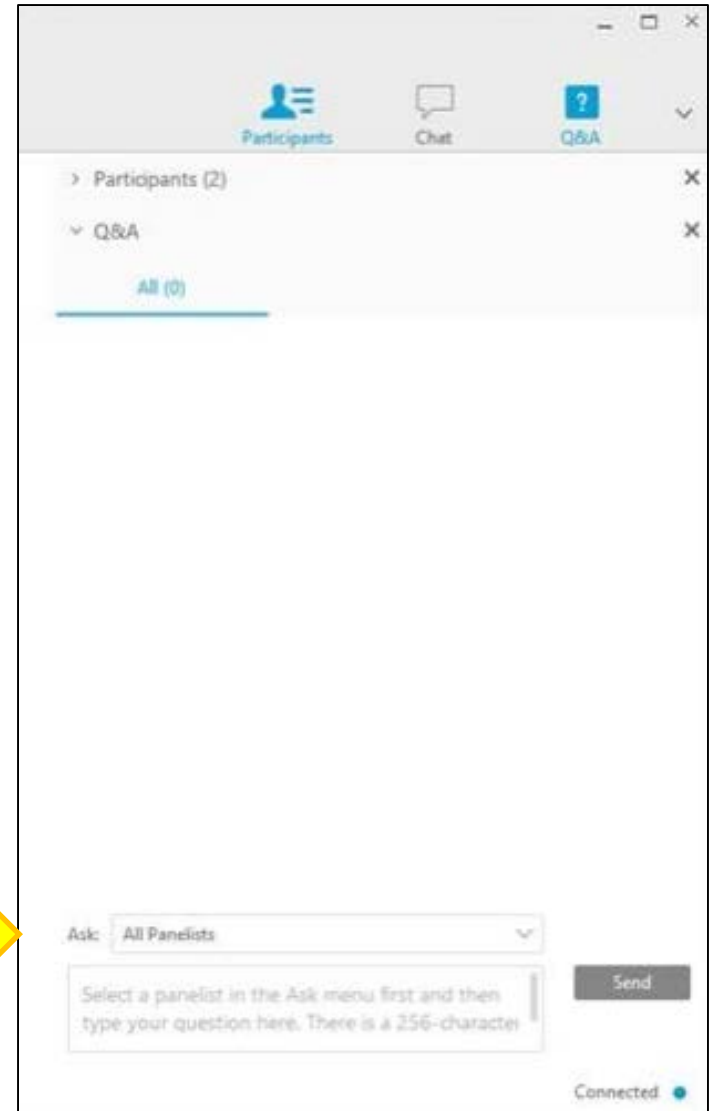
September 26, 2019 – 2 PM to 3 PM ET



Submitting Questions

Type questions in the “Q&A” section, located to the right of your screen. Send all Q&A questions to “All Panelists”

Note: Some questions may require additional research. Unanswered questions may be submitted to CRAFT@MyCROWNWeb.org.



Today's Host and Presenters

P. Nicole Crenshaw, MPA

*EQRS Chief Product Owner & Business Analyst,
FAC-COR II*



Oniel Delva, MS, CTT+

Communications Director





Latest News and Reminders

Clinical Closures

- Clinical Closures apply to all Collection Types.
- Clinical data submission applies to all submission methods.

Clinical Month(s)	Date of Closure for Clinical Submissions
July 2019	September 30, 2019 at 11:59 PM PT
August 2019	October 31, 2019 at 11:59 PM PT
September 2019	December 2, 2019 at 11:59 PM PT

System Maintenance

The ESRD Quality Reporting System (EQRS), CROWNWeb, and ESRD Quality Incentive Program (QIP) Systems are scheduled for system maintenance:

8:00 PM ET until 8:00 AM ET

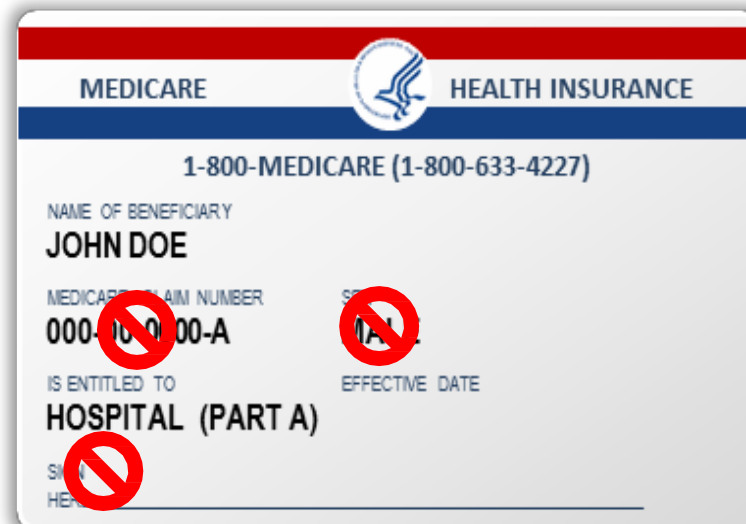
- **Friday, October 11, 2019 until Sunday, October 13, 2019**
- **Friday, October 25, 2019 until Sunday, October 27, 2019**



ESRD System Update: Masking of Patients' SSN and HICNUM

CROWNWeb and Masked SSN/HICNUM

- CROWNWeb users will notice masked Social Security Number (SSN) and Health Insurance Claim Number (HICNUM) on Patient Attributes and Reports screens.
- The update supports the Social Security Number Removal Initiative (SSNRI) and CMS' transition to Medicare Beneficiary Identifiers (MBIs).



MBI Background

- The Medicare Access and CHIP Reauthorization Act (MACRA) of 2015 mandates the removal of the Social Security Number (SSN)-based HICNUM from Medicare cards to address current risk of beneficiary medical identity theft.
- The legislation required CMS to mail out new Medicare cards with a new MBIs by April 2019.
- CMS has been working closely with partners and stakeholders to implement the SSN Removal Initiative.
- Access the [February 2019 Town Hall](#) for additional MBI-related information.

SSN/HICNUM Masking

Situation:

- SSNs displayed in the CROWNWeb application and reports.
- CMS implemented regulation that required masking of SSNs in applications and paper documents.

Benefits:

- Additional layer of privacy.
- Helps to decrease Medicare beneficiary vulnerability to identity theft.
- Ensures that data is not visible to unauthorized personnel.

SSN/HICNUM Masking (cont.)

The User Experience:

SSN

- SSN is masked using capital X's except for the last 4 digits on submission/saved.
- The current SSN format is used. (ex. XXX-XX-1234)
- The full SSN is visible when editing data.
- The full SSN is stored in the database.

HICNUM

- Only the second thru sixth digits of the HICNUM are masked (ex. 2XXXXXX123B)
- The current formats for SSN and HICNUM have not changed.

Masked Data (CROWNWeb Modules)

All patient SSNs are masked in the following CROWNWeb modules:

- Patient Attributes (key patient information)
- View Accretions/Notifications
- Manage Patient Clinical Values
- Duplicate Patients
- Form 2728 (all types)
- Form 2746

Masked Data (Facility Reports)

All patient SSNs and HICNUMs are masked in the following CROWNWeb reports:

Facility Reports:

- Missing Forms (SSN)
- Saved Status (SSN & HICNUM)
- Patient Roster (SSN)
- Accretions Data History (SSN)
- Open Notifications (SSN)
- Open Accretions (SSN)
- Patients Receiving Care (SSN & HICNUM)
- Patients Receiving Care at the Beginning of Survey, Additions/Losses During Survey period (SSN & HICNUM)
- Patients Dialyzing More Than 4 Times Per Week (SSN & HICNUM)
- Medicare Eligibility Status at Survey End (SSN & HICNUM)
- Vocational Rehabilitation (SSN & HICNUM)
- Transplant & Eligibility Status (SSN & HICNUM)
- Transplant Performed (SSN & HICNUM)

Masked Data (Network Reports)

All patient SSNs and HICNUMs are masked in the following CROWNWeb reports:

Network Reports:

- Clinical Data and Missing Labs (SSN)
- Duplicate Patients (SSN & HICNUM)
- Patient Events (SSN & HICNUM)
- Patient Population (SSN & HICNUM)
- Vascular Access (SSN & HICNUM)
- Gap Patients (SSN)
- Transient Patients (SSN & HICNUM)
- Merge Patient (SSN & HICNUM)

Masked Data in CROWNWeb

View Patient Attributes Screen:

View Patient Attributes

Key Patient Info - 2104870092 Submit Date: 06/24/2019

Patient's First Name:	Dipa	Date of Birth:	12/10/1971
MI:		Gender:	Female
Patient's Last Name:	Test	Medicare Beneficiary Identifier:	
Suffix:		SSN:	XXX-XX-5415
		Medicare Claim Number:	
Ethnicity:	Not Hispanic or Latino		
	Patient's Self Reporting of Race and Ethnicity:	Self Reported by Patient	

Edit Patient Attributes

Key Patient Info - 200735288 Submit Date: 07/01/2009

* Patient's First Name	ABDUL	* Date of Birth	01/19/1949
MI	B	* Gender	Male
* Patient's Last Name	KHAN	Medicare Beneficiary Identifier	9XY2VV9HK86
Suffix		SSN	100-72-6569
Ethnicity	Not Hispanic or Latino		
	Patient's Self Reporting of Race and Ethnicity:	Select One	

Race (check all that apply)

- White
- Asian
- Black or African American

NOTE: Fictitious patient data.

Masked Data in CROWNWeb

Form 2728 and Form 2746 Screens:

Add an ESRD Medical Evidence (2728)

A. COMPLETE FOR ALL ESRD PATIENTS - [2104870092](#)

***Check One:**

Initial Re-entitlement Supplemental

(1) *Patient's Last Name Test	*First Name Dipa	MI
(2) Medicare Beneficiary Identifier	(3) Social Security Number XXX-XX-5415	(4) *Date of Birth 12/10/1971
(5) *Patient Mailing Address		(6) Phone Number:

Submit Date: 06/24/2019

<p>Patient Search Results</p> <p>View Patient Attributes</p> <p>Edit 2746 (Submitted)</p> <p>Admit/Discharge Summary</p> <p>Admit Patient</p>	<table style="width: 100%;"> <tr> <td style="width: 33%;">(1) Patient's Last Name: Test</td> <td style="width: 33%;">Patient's First Name: Dipa</td> <td style="width: 33%;">MI:</td> </tr> <tr> <td>(2) Medicare Beneficiary Identifier</td> <td>(3) Patient's Sex: Female</td> <td>(4) Date of Birth: 12/10/1971</td> </tr> <tr> <td>(5) Social Security Number: XXX-XX-5415</td> <td colspan="2">(6) Patient's State of Residence: Pennsylvania</td> </tr> <tr> <td>(7) Place of Death: Hospital</td> <td>(8) Date of Death: 06/24/2019</td> <td>(9) Modality at Time of Death: Incenter Hemodialysis</td> </tr> <tr> <td colspan="2">(10) Provider Name and Address (Street): DCI BOXWOOD PLACE 1711 BOXWOOD PLACE COLUMBUS, OH 43221</td> <td>(11) Provider Number: 112775</td> </tr> </table>	(1) Patient's Last Name: Test	Patient's First Name: Dipa	MI:	(2) Medicare Beneficiary Identifier	(3) Patient's Sex: Female	(4) Date of Birth: 12/10/1971	(5) Social Security Number: XXX-XX-5415	(6) Patient's State of Residence: Pennsylvania		(7) Place of Death: Hospital	(8) Date of Death: 06/24/2019	(9) Modality at Time of Death: Incenter Hemodialysis	(10) Provider Name and Address (Street): DCI BOXWOOD PLACE 1711 BOXWOOD PLACE COLUMBUS, OH 43221		(11) Provider Number: 112775
(1) Patient's Last Name: Test	Patient's First Name: Dipa	MI:														
(2) Medicare Beneficiary Identifier	(3) Patient's Sex: Female	(4) Date of Birth: 12/10/1971														
(5) Social Security Number: XXX-XX-5415	(6) Patient's State of Residence: Pennsylvania															
(7) Place of Death: Hospital	(8) Date of Death: 06/24/2019	(9) Modality at Time of Death: Incenter Hemodialysis														
(10) Provider Name and Address (Street): DCI BOXWOOD PLACE 1711 BOXWOOD PLACE COLUMBUS, OH 43221		(11) Provider Number: 112775														

NOTE: Fictitious patient data.

Masked Data in CROWNWeb

Possible Duplicate Patients Screen:

Possible Duplicate Patients								
Patient Admission Information								
SSN	Medicare Claim Number	Patient Name	Gender	Date of Birth	Admit Date	Admit Reason	Facility DBA Name	Fac
XXX-XX-5415		Test, Dustin	Female	12/10/1981	06/24/2019	New ESRD Patient	DCI BOXWOOD PLACE	112

1 Near Match Patients In Scope								
SSN	Medicare Claim Number	Patient Name	Gender	Date of Birth	Admit Date	Admit Reason	Facility DBA Name	Fac
XXX-XX-5415		Test, Dipa	Female	12/10/1971	06/21/2019	New ESRD Patient	DCI BOXWOOD PLACE	112

NOTE: Fictitious patient data.

Masked Data in CROWNWeb

View Accretion Screen:

View Accretion

Status: New
Assigned To: Lucky(2100020522)

Source Data

External Source: OTHER Ext. Source Effective Date: 06/10/2019 CROWNWeb Create Date: 06/10/2019

Key Patient Info

Patient's Last Name: Toma	Patient's First Name: Tommy	Social Security Number: XXX-XX-0417	Date of Birth: 12/10/1971
Gender: Male	Medicare Claim Number: 2156211130A	State:	Zip Code:
Medicare Beneficiary Identifier:			

NOTE: Fictitious patient data.

Masked Data in CROWNWeb

Facility Reports:

A	B	C	D	E	F	G	H	I	J	K	L	M	N	O
Open Accretions Report														
Network 6														
Created: 08/30/2019														
Accretion ID	Facility Name	CROWN FAC ID	Facility CCN	REMS Patient ID	Medicare Claim Number	Medicare Beneficiary Identifier	SSN	Last Name	First Name	Gender				
1665093	DCI ALBANY	600000020	112509	2104612875	5XXXXX807T		XXX-XX-2807	NAA.ACC.REASSGN.SCOPE.NETWK.01.1	Test	Male				
1665191	DCI ALBANY WEST TOWN	600375456	112704	2104612888	8XXXXX602A		XXX-XX-8602	012909	Patient3	Male				
1016942	DCI ALBANY WEST TOWN	600375456	112704	1900018147	2XXXXX977T			JONES	JOHN	Male				
1016982	DCI ALBANY WEST TOWN	600375456	112704	1900018253	1XXXXX553T			SIMONS JR	THEODORE	Male				
1017004	DCI ALBANY WEST TOWN	600375456	112704	1900018284	1XXXXX607T			SIMS JR	HERMAN	Male				

A	B	C	D	E	F	G	H	I	J	K	
Patients Receiving Care at the Beginning of Survey Period, Additions/Losses During the Survey Period											
Survey Period: January 1, 2019 through December 31, 2019											
Network ID	Facility ID	Facility CCN	Facility NPI	Patient ID	Patient Name	Patient SSN	Patient HICNUM	Patient MBI	Patient Gender	Patient Birth Date	Patient
16	1603085554	022504	1215049010	1603022462	LOESCHER, ROBERT	XXX-XX-0100	5XXXXX100A	6J72XD7XD70	M	07/05/1947	
16	1603085554	022504	1215049010	901154494	WELCH, CECILIA	XXX-XX-3039	2XXXXX039A	6FT8RG0TN43	F	03/17/1955	
16	1603085554	022504	1215049010	1603251596	AUSTIN, PETER	XXX-XX-1167	5XXXXX167A	4J36Q94RU76	M	05/23/1957	
16	1603085554	022504	1215049010	2104634958	BOLES, NOL	XXX-XX-0599	5XXXXX599T	3EP6T89CY49	M	02/15/1961	
16	1603085554	022504	1215049010	2104481393	NEGODA, DAVID	XXX-XX-7894	4XXXXX894A	1YG6RE2XG89	M	05/16/1953	
16	1603085554	022504	1215049010	2104447501	GRAY JR, Robert	XXX-XX-5420	5XXXXX420A	4RG5K27YX82	M	11/09/1966	
16	1603085554	022504	1215049010	1603230900	ANASTACIO, WILFREDO	XXX-XX-5629	0XXXXX629A	5X63V94CW82	M	09/17/1955	
16	1603085554	022504	1215049010	1603145231	CASTANOS, LETICIA	XXX-XX-1934	5XXXXX718B	3TP1EK3MR23	F	05/22/1936	

NOTE: Fictitious patient data.

Masked Data in CROWNWeb

Network Reports:

Clinical Data and Missing Labs Report									
Patient	UPI	SSN	DOB	Treatment	Facility CCN	Facility Phone Number	Hgb (g/dL)	Pre-BUN (mg/dL)	Post-BUN (mg/dL)
Facility DBA Name: DCI ALBANY (600000020)									
Clinical Month: Jul/2019									
ALBERT TOOMER	2104642791	XXX-XX-6039	02/19/1947	Hemodialysis	112509	229-888-3996			
AMBARAM M PATEL	600696964	XXX-XX-8951	02/25/1937	Hemodialysis	112509	229-888-3996			
ANDREW J JACKSON	800000611	XXX-XX-6008	10/26/1952	Hemodialysis	112509	229-888-3996			
ANDY L DAWSON	600649465	XXX-XX-3100	05/19/1971	Hemodialysis	112509	229-888-3996			
ANNIE W MOORE	2104665267	XXX-XX-8725	03/11/1941	Hemodialysis	112509	229-888-3996			

Patient Events Report					
As of 07/01/2019 - 08/30/2019					
Facility Phone # (Facility Phone Number)	DOB	SSN (Social Security Number)	Gender	HICNUM (Health Insurance Claim Number)	MBI (Medicare Beneficiary Identifier)
229-435-9295	01/01/1980	XXX-XX-5107	Male	1XXXXX107B	
229-435-9295	01/01/1953	XXX-XX-6109	Female	1XXXXX109B	
229-435-9295	01/08/1960	XXX-XX-5208	Male	2XXXXX208B	
229-435-9295	01/10/1970	XXX-XX-4105	Female	1XXXXX105B	
229-435-9295	01/01/1950	XXX-XX-0201	Male		
229-435-9295	01/01/1945	XXX-XX-2502	Male		

NOTE: Fictitious patient data.



August 2019 Town Hall Recap

Topics Discussed

1

- ESRD Quality Reporting Systems vision and shared value.

2

- Managing Facility Summary screen.

3

- Importance of accurate Patient Attributes data.

4

- Adding Treatment Information.

5

- PART Verification overview.

6

- Clinical Values overview.

7

- Notifications and Accretions overview.

8

- Ultrafiltration data reporting.



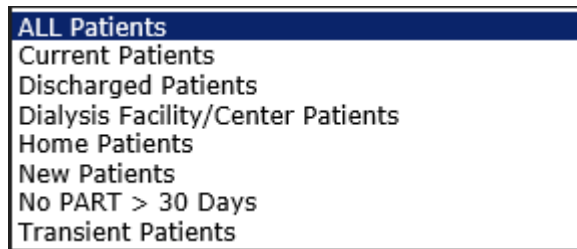
Deep Dive: PART Verification

What is PART?

- PART (Patient Attributes and Related Treatment):
 - Set of patient personal information and treatment history
 - Data obtained from the following CROWNWeb screens:
 - Admit/Discharge
 - Patient Attributes
 - Dialysis Treatment Information
- PART is used to verify the following every 30 days:
 - Admit/discharge status (including Transient status)
 - Current treatment information
 - Current attending physician
- PART verification must be completed by the 5th business day of each month.

Completing PART Verification

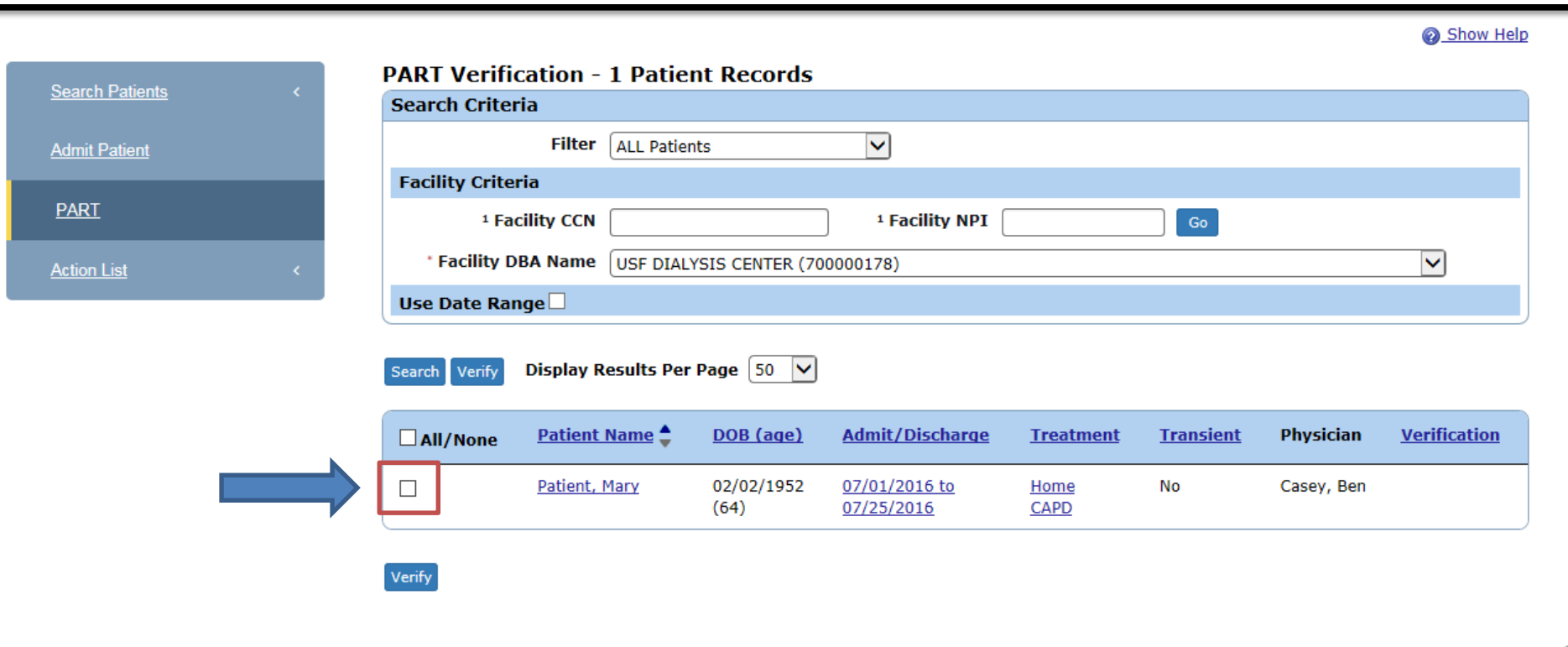
- The PART screen is accessible via the Patients tab.
- Users can set filters to display select patients:



- CROWNWeb refreshes and displays patients based on set criteria.
- Patients are removed from PART list once verified, except when ALL Patients is used as the filter.

Completing PART Verification

- Click All/None checkbox.



[Search Patients](#) <

[Admit Patient](#)

PART

[Action List](#) <

[Show Help](#)

PART Verification - 1 Patient Records

Search Criteria

Filter: ALL Patients

Facility Criteria

¹ Facility CCN: ¹ Facility NPI:

* Facility DBA Name: USF DIALYSIS CENTER (700000178)

Use Date Range

Display Results Per Page: 50

<input type="checkbox"/> All/None	Patient Name	DOB (age)	Admit/Discharge	Treatment	Transient	Physician	Verification
<input type="checkbox"/>	Patient, Mary	02/02/1952 (64)	07/01/2016 to 07/25/2016	Home CAPD	No	Casey, Ben	

Completing PART Verification

- Click Verify button.

[Search Patients](#) <

[Admit Patient](#)

PART

[Action List](#) <

[Show Help](#)

PART Verification - 1 Patient Records

Search Criteria

Filter: ALL Patients

Facility Criteria

1 Facility CCN: 1 Facility NPI: [Go](#)

* Facility DBA Name: USF DIALYSIS CENTER (700000178)

Use Date Range

[Search](#) [Verify](#) Display Results Per Page: 50

<input type="checkbox"/> All/None	Patient Name	DOB (age)	Admit/Discharge	Treatment	Transient	Physician	Verification
<input checked="" type="checkbox"/>	Patient, Mary	02/02/1952 (64)	07/01/2016 to 07/25/2016	Home CAPD	No	Casey, Ben	

[Verify](#)

Completing PART Verification

- Patient record verified.

[Show Help](#)

Info:
• PART Verification - 1 Patient Records Verified

PART Verification - 1 Patient Records

Search Criteria

Filter: ALL Patients

Facility Criteria

¹ Facility CCN: ¹ Facility NPI:

* Facility DBA Name: USF DIALYSIS CENTER (700000178)

Use Date Range:

 Display Results Per Page: 50

<input type="checkbox"/> All/None	Patient Name	DOB (age)	Admit/Discharge	Treatment	Transient	Physician	Verification
<input type="checkbox"/>	Patient, Mary	02/02/1952 (64)	07/01/2016 to 07/25/2016	Home CAPD	No	Casey, Ben	07/26/2016 Julio Derecho

PART Verification Reminders

- PART Verification supports data accuracy and completeness.
- You must have scope over the patient's facility to view data.
- Discharged patients verified after the date of discharge no longer appear on a facility's PART Verification screen.
- Each patient must be verified every 30 days in PART.

PART Verification FAQs

- **Q: How do I add/edit the physician associated with my patient on the PART screen?**
 - A: Modify the physician for any patient by clicking on the Treatment link for the patient, and then click Edit Treatment in the gray sub-menu. You can then select the physician's name on the treatment record.
- **Q: Can more than one person at a facility verify PART data?**
 - A: Yes. All Facility Editors in your facility can verify data in the PART screen.

PART Verification FAQs (cont.)

- **Q: What do I do if a patient appears on our PART list but is not our patient?**
 - A: Be sure that the patient is not a former patient who is in need of final PART verification. Patients who you discharge will need to be verified one final time before they no longer appear on your PART list. If you see patients on your PART list who should not be there, contact the QualityNet Help Desk.
- **Q: What do I do when a patient does not appear on the PART Verification screen?**
 - A: Ensure that the correct facility is selected. Select All Patients from the Filter drop-down list. Review the patient list to ensure that the patient has not already been verified by another user. If the problem continues, contact the QualityNet Help Desk.

PART Verification Resources

- Access PART resources available via:
 - **CROWNWeb Tutorial:**
http://mycrownweb.org/pcw_course/verifying-part-data/
 - **CROWNWeb Online Help:**
http://mycrownweb.org/assets/crownweb/Patients/Verify_PART_Data.htm
 - **Frequently Asked Questions:**
<http://mycrownweb.org/help/faqs/>



Deep Dive: Clinical Data Reporting

Clinical Submission Guidelines

- All available clinical data requested in CROWNWeb must be entered a minimum of once per month for each patient in the facility.
- If a particular lab is not available, select the Not Available (N/A) checkbox.
- CROWNWeb does not have a report that summarizes the data that has been submitted for all patients that month.
- Vascular access data must be entered for hemodialysis patients.
- The Clinical screen has conditionally required fields.
- Save time by setting default preferences.

Entering Clinical Values

- For hemodialysis and peritoneal dialysis patients, you cannot submit data without completing required fields on the Clinical screens (with a red asterisk or checkbox).
- Clinical sections:
 - Anemia Management
 - Adequacy
 - Ultrafiltration
 - Mineral Metabolism
 - ESA
 - Infection
 - Iron
 - Fluid Weight Management
 - Hospitalization
 - Vaccination

Entering Clinical Values (cont.)

- All fields on the Manage Patient Values Clinical screen are required. Select N/A if data is not available for a specific field.

The screenshot displays a web interface for entering clinical values. At the top, there are buttons for 'Save', 'Submit', 'Reset', and 'Delete', and a status message: 'No Clinical Data Available For All Collection Types'. The main section is titled 'Clinical Values' and is divided into two sub-sections: 'Anemia Management' and 'Adequacy'. Each sub-section contains several data entry fields, each with a checkbox and a date picker. A red box highlights the 'N/A' selection in the date picker for the 'Hemoglobin (Hgb) (g/dL)' field.

Field	Value	Date
*Hemoglobin (Hgb) (g/dL)	N/A	mm/dd/yyyy
*Ferritin (ng/mL)	N/A	mm/dd/yyyy
*Iron Saturation (TSAT) (%)	N/A	mm/dd/yyyy
*Reticulocyte Hemoglobin (CHr) (pg)	N/A	mm/dd/yyyy
*Kt/V	N/A	mm/dd/yyyy
Kt/V Method	UKM (Urea Kinetic Modeling)	
*Blood Urea Nitrogen (BUN) Pre-Dialysis (mg/dL)	N/A	

Clinical Data for Transient Patients

- Transient patients will appear on your clinical lists(s).
- Enter labs drawn for that patient, while he/she was at your facility.
- Use the individual N/A checkboxes if no labs were drawn.
- Enter vascular access data to reflect the access used during the last treatment of the reporting month.

Vascular Access for Transient Patients

- Vascular access data carries over from month-to-month, but not when a patient is a transient at another facility.
- A transient facility can find vascular access data for a transient patient by doing the following:
 1. Click the Clinical Data Summary link on the View Patient Attributes screen.
 2. Click on a previous Clinical Month's link to view that month's clinical lab data for the patient.
 3. View and note the Date Access Type Changed, AV Fistula Usable Date and/or Fistula Creation Date fields.
 4. Enter that data in the transient's vascular access fields.
 5. Complete any other required vascular access fields.

Saving Clinical Data

- CROWNWeb allows users to click Save in order to complete clinical data submission later.
- NOTE:
 - Saved data is not validated.
 - Validation occurs when data is submitted.
 - Saved data is not counted as “Submitted.”
 - Users must ensure that clinical data is submitted for that reporting month.

Clinical Data FAQs

- **Q: How often do we need to submit clinical values?**
 - A: CMS requires all available hemodialysis, peritoneal dialysis, and vascular access clinical values to be entered into CROWNWeb once per month for each patient.
- **Q: Do we enter lab values for a month only if the data was obtained during that month?**
 - A: Yes. All lab values that are present on the clinical screens must have a valid entry. You should enter all required lab values for a patient. In the event that you did not obtain a specific lab value for a patient, you can check the “N/A” checkbox for that individual field.

Clinical Data FAQs

- **Q: Does Vaccination data carry over from month-to-month?**
 - A: Yes. Vaccination data carries over from month-to-month, but the field must have a valid vaccination date to enable this feature.
- **Q: Do we need to enter lab values for transient patients?**
 - A: Facilities must enter the Hemodialysis (HD), Peritoneal Dialysis (PD), and Vascular Access lab values that they obtain for ANY patient, transient or otherwise, during a clinical month.

Managing Clinical Data Resources

- Access Managing Clinical Data resources available via:
 - **CROWNWeb Tutorial:**
http://mycrownweb.org/pcw_course/managing-patient-clinical-values/
 - **CROWNWeb Online Help:**
http://mycrownweb.org/assets/crownweb/Clinical/about_clinical_data.htm
 - **Frequently Asked Questions:**
<http://mycrownweb.org/help/faqs/>




EOCT: We Are Your Voice

System Enhancements

Have an idea to help improve CROWNWeb? Submit your enhancement ideas today!

HOW CAN WE HELP YOU TODAY?

The CROWNWeb Help System is provided by the CROWNWeb Outreach, Communications, and Training (OCT) Team. For more resources, please visit the [myCROWNWeb](#) website.



Technical Support

▼ I know what I'm supposed to do, but something in CROWNWeb isn't working the way it should. ▼

Training Support

▼ I don't know how to do something in CROWNWeb. ▼

Improving CROWNWeb

▼ I have an idea how to make CROWNWeb better. ▼

Thank you for your interest in helping to make CROWNWeb better!

Please describe your idea in the box to the right. Be as descriptive as possible. *

⚠ Please do not enter patient names, dates of birth, social security numbers, or any other information that could potentially identify an individual. Submitting this information is a violation of CMS Data Policies.

Please tell us how we can contact you if we have questions:

Your Name *

6-digit facility CCN (if available)

Your Email *

Your Phone * - - EXT.

Would you like a confirmation email? I would like a confirmation email

When finished, click **Submit** I attest that I have not entered any PHI in the fields I am about to submit

Other

▼ Something that doesn't fit in the three areas above. ▼


Questions



Thanks for Attending!

**Our next Town Hall
Event will be held on
October 31, 2019.**

Details coming soon.



For Further Information...

Help Me Form: <http://help.MyCROWNWeb.org>

QualityNet Help Desk: 1-866-288-8912

Website: <http://www.MyCROWNWeb.org>

A survey will pop up in your browser when the session ends.

Please follow the link and let us know what you think and what you would like to be covered in future Town Hall events, thank you!