

# July 2024 EQRS Stakeholder Meeting



*Hosted to Gather Feedback & Share Updates on End Stage Renal Disease Quality Reporting System (EQRS)*

*Today's focus: EQRS basics*

# July 2024 EQRS Stakeholder Meeting

*Monthly EQRS Stakeholder Meetings are hosted to educate and inform End Stage Renal Disease Quality Incentive Program (ESRD QIP) stakeholders regarding EQRS status, upgrades, and enhancements.*



*Today's meeting is focused on sharing information on basic features of EQRS.*

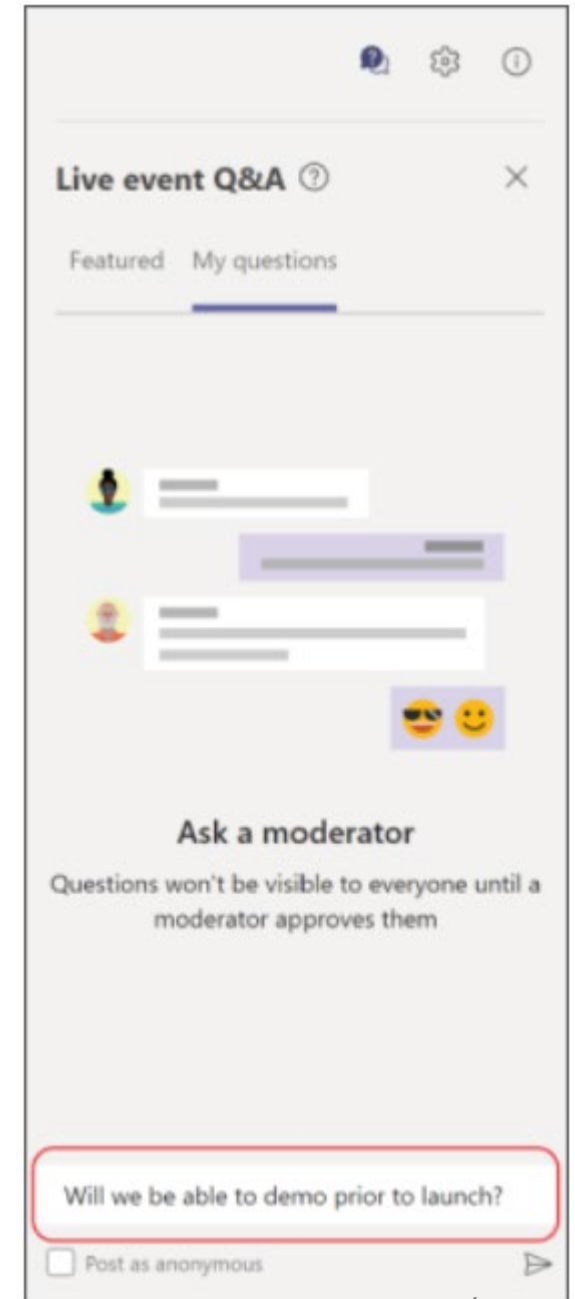
# Agenda

Topic	Speaker
Welcome	<b>Alissa Kapke, MS</b>
EQRS Overview	<b>Tricia Phulchand, BSN, RN</b>
Monthly Meeting Goals & Poll for Future Topics	<b>Tricia Phulchand, BSN, RN</b>
EQRS Summary & Access <ul style="list-style-type: none"><li>• User Roles &amp; Functionality</li><li>• Resources</li></ul>	<b>Tricia Phulchand, BSN, RN</b>
Applying for EQRS Access via Harp	<b>Tricia Phulchand, BSN, RN</b>
EQRS Basics <ul style="list-style-type: none"><li>• Stopwatch</li><li>• Forms</li><li>• Editing in EQRS</li><li>• Facility Dashboard</li><li>• Clinical Dashboards</li></ul>	<b>Tricia Phulchand, BSN, RN</b>
Important Dates & Deadlines	<b>Alissa Kapke, MS</b>
Additional Live Q&A	<b>Steve Hines, PhD</b>
Upcoming QIP & EQRS Events	<b>Alissa Kapke, MS</b>

# Submitting Questions

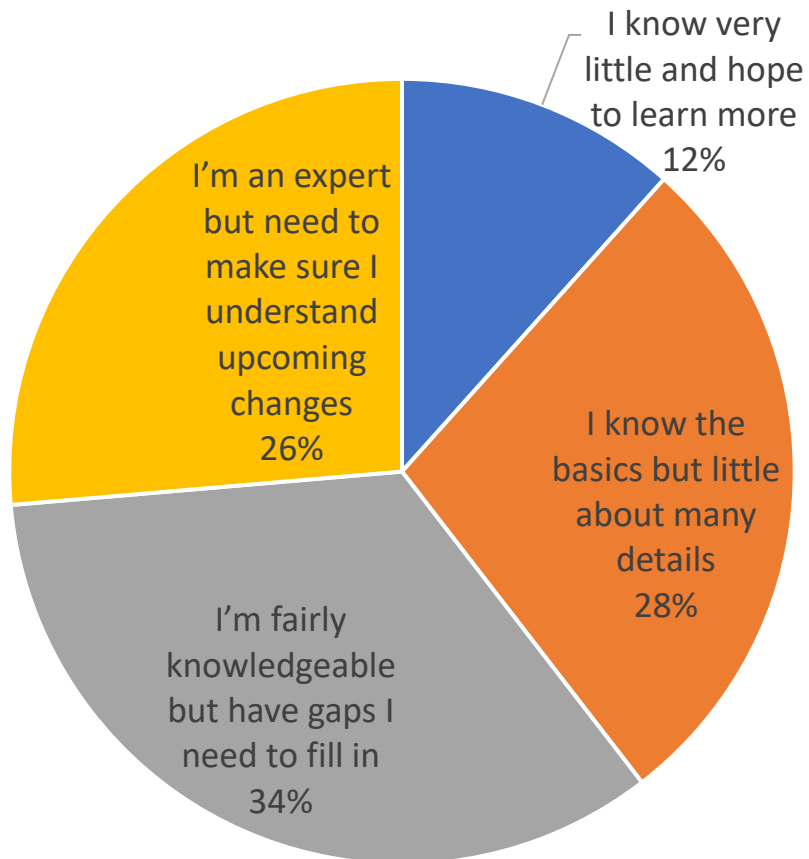
- Select Ask a question at the bottom of the panel
- Type your question in the compose box
- Select Send

**Please noted that some questions may require additional research.  
Any unanswered questions can be submitted to  
[QualityNet Question and Answer Toll](#)**

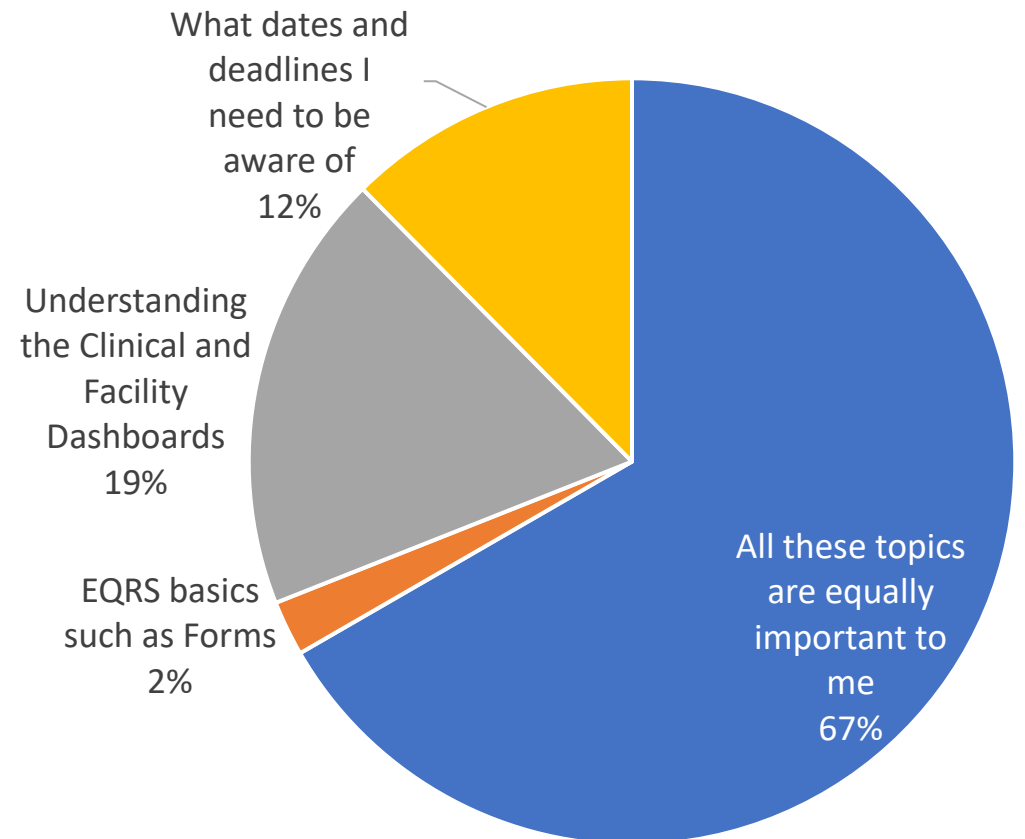


# Registration Input

## Understanding of EQRS



## Learning Priorities



# **EQRS Overview**

# What is EQRS?

- EQRS stands for the End Stage Renal Disease (ESRD) Quality Reporting System.
- It is the CMS patient registry used to track ESRD patients whether they are on dialysis or have received a kidney transplant.
- It is an essential data source for the ESRD Quality Incentive Program (QIP).
- It collects patient demographics, and clinical data, calculates Medicare coverage periods, and measures and scores the quality of care dialysis facilities provide.

# Who needs access to EQRS and why?

Dialysis Facility Staff	Patient Admissions and Discharges	CMS 2728/2744/2746 Forms	Clinical Data	Depression Screenings	PD Infection	QIP Scores	Transplant Waitlist Data	Vaccination Data	Vascular Access Data
Administrators/Managers	✓	✓	✓	✓	✓	✓	✓	✓	✓
Administrative Assistants/Unit Secretaries	✓	✓	✓						
Nurses and/or Patient Care Technicians					✓		✓	✓	✓
Social Workers				✓			✓		



# Where should I begin?

Visit: [www.mycrownweb.org](http://www.mycrownweb.org)

The screenshot shows the CMS.gov website with the 'Education' menu item highlighted in red. The main content area features a large blue banner with the text: "Learn how to establish a Healthcare Quality Information System (HCQIS) Access Roles and Profile (HARP) account." Below this banner, there is a section titled "Learn About EQRS" which states: "MyCROWNWeb.org provides a number of tools to help the ESRD community become better users of the EQRS system. Please visit the pages and quick links on the website for more information on the End Stage Renal Disease (ESRD) Quality Reporting System (EQRS). Please check out the [Latest Official News from CMS](#) and [Event Announcements](#) for more latest news." Below this, there are three sections: "Information" (with a document icon) stating "MyCROWNWeb.org features extensive information on EQRS. [Events](#) provides recorded presentations from recent Town Halls, describing the evolution of EQRS. [News](#) provides the latest news from CMS on ESRD and EQRS, and provides links to quarterly newsletters prepared by EOCT.", "Training Calendar" (with a calendar icon) stating "Schedule ahead and register for upcoming **New User Training** dates and times.", and "Town Hall Events" (with a speech bubble icon) stating "Catch-up on past **Town Hall Events** – listen to webcasts and download past handouts." The left sidebar contains several links: "Sign Up for EQRS Mailing List", "Sign Up for the EQRS Transplant Center Mailing List", "EQRS Data Management Guidelines", and "Online Help Portal" (with a sub-link "Visit the QualityNet Question and Answer Tool to ask your questions directly to the Help Desk or the EOCT staff."). Below this is "View the Knowledgebase" and "Ask A Question". The right sidebar contains "Important Links" with a list of links: "HARP Training Materials", "ESRD QIP Data Submission Deadlines", "ESRD QIP UI Quick Start Guide", "EQRS Data Management Guidelines", and "Updated Form CMS-2728 (Version 2023) Materials".

# Education tab

## Educational Resources



### EQRS Educational Resources

MyCROWNWeb offers many different training and educational tools to help new and experienced users of EQRS. Please visit the pages listed below to find the best educational resources for you:



[Virtual Training Calendar](#)

#### EQRS Resources:

- ★ [EQRS Data Submission Stopwatch](#)
- ★ [EQRS Quick Start Guide](#)  
*Revised: 08/23/2023*
- ★ [Form \(2728, 2746\) Modifications Process Update](#)
- ★ [CMS 2728 Form: Completion Process](#)
- ★ [EQRS: Admit/Discharge Guidance](#)  
*Revised: 08/03/2022*
- ★ [Telemedicine Usage FAQs](#)
- ★ [EQRS Minimum Computer Specifications](#)
- ★ [CMS-2744 Annual Facility Survey](#)

#### Transplant User Training Resources

- ★ [HARP Training for Transplant Facilities](#)  
*Revised on: 03/09/2023*
- ★ [Transplant Center Waitlist Dashboard Training Video](#)
- ★ [Transplant Center Waitlist Dashboard Training Slides](#)
- ★ [Transplant Center Waitlist Dashboard Training Transcript](#)
- ★ [EQRS Transplant Role Quick Start Guide](#)  
*Revised: 07/19/2023*

#### ESRD Quality Incentive Program (ESRD QIP):



**End-Stage Renal Disease Quality Incentive Program (ESRD QIP)**

**Payment Year (PY) 2024 ESRD QIP User Interface (UI) Quick Start Guide**

The *End-Stage Renal Disease Quality Incentive Program (ESRD QIP) User Interface (UI) Quick Start Guide* is now available in PDF.

# Applying for EQRS Access

# How do I apply for EQRS access?

Complete the Healthcare Quality Information System Access Roles and Profile (HARP) account registration process, if needed.

- A single HARP account is needed to access multiple CMS applications.
- Register for a HARP account: <https://harp.cms.gov/register/profile-info>
- Access HARP training materials: <https://mycrownweb.org/harp-training/>

**Create an Account**  
HCQIS Access Roles and Profile

1 Profile Information   2 Account Information   3 Remote Proofing   4 Confirmation

**Profile Information**

Enter your profile information for identity proofing. HARP uses Experian to help verify your identity. Already called Experian? [Enter Reference Number](#)

Note: In order to complete remote identity proofing, you will be asked 4 to 5 questions about past addresses, employers, and possibly loans.

**Please note this is not a credit check.**

# Remote Identity Proofing

## Examples of types of questions posed in remote identity proofing:

1. Have you lived at any of the following addresses?
  - a. 123 Elm St
  - b. 123 Pine St
  - c. 123 Grove St
  - d. None of the above
  
2. Which of the following is a current or previous employer?
  - a. Bush Pharmaceuticals
  - b. Kennedy First Bank
  - c. Hoover Industries
  - d. None of the above
  
3. You may have taken out a car loan in or around May of 2023. Please select the lender to whom you currently make your payments or made payments.
  - a. First State Bank
  - b. Second Street Credit Union
  - c. Third and Fourth Financial Institution
  - d. None of the Above

# Requesting a Role in EQRS

Log in to EQRS with HARP account at <https://eqrs.cms.gov/globalapp/>.

- Review the applications listed on the *My Access* screen in EQRS.
- Select ***Request access***
- Select ***Facility***
- Select ***Patient Registry***
- Click **Continue**

The screenshot displays the 'Request access' interface in EQRS. On the left is a navigation sidebar with 'Request access' highlighted. The main content area features a three-step progress bar at the top: 1. Organization Category, 2. Organization role, and 3. Review and submit. Below the progress bar, the first step is active, showing the prompt 'Select the organization category for which you are requesting a role to.' with four radio button options: Facility (selected), Corporation, Network, and Transplant. The second step is inactive, showing the prompt 'Please select the application you are requesting role to.' with two radio button options: Patient Registry (selected) and QIP. A blue 'Continue' button is located at the bottom right of the form.

# Requesting a Role in EQRS (continued)

- Type in organization name or CCN
- Select a role
  - **Facility Administrator**  
(only viewing privileges)
  - **Facility Editor**  
(allows user to add/make changes)
  - **Facility Viewer**  
(only viewing privileges)
  - **Security Official**  
(approves roles for additional staff)
- Click **Add**
- Click **Submit request**

**MANAGE ACCESS**

- My access
- Request access**
- Pending requests

**PROFILE**

- Profile information

1 Organization Category

2 Organization role

3 Review and submit

Please search by using the organization's CCN, DBA name or NPI number and then select the role you are requesting for.

Search for organization: 12345, ABC Dialysis

Role

- Select a Role
- Add**
- Facility Administrator
- Facility Editor
- Facility Viewer
- Security Official

**Review selected roles**

Organization	Role requested	CCN	NPI	Actions
ABC Dialysis	Facility Editor	12345	1234567891	Remove

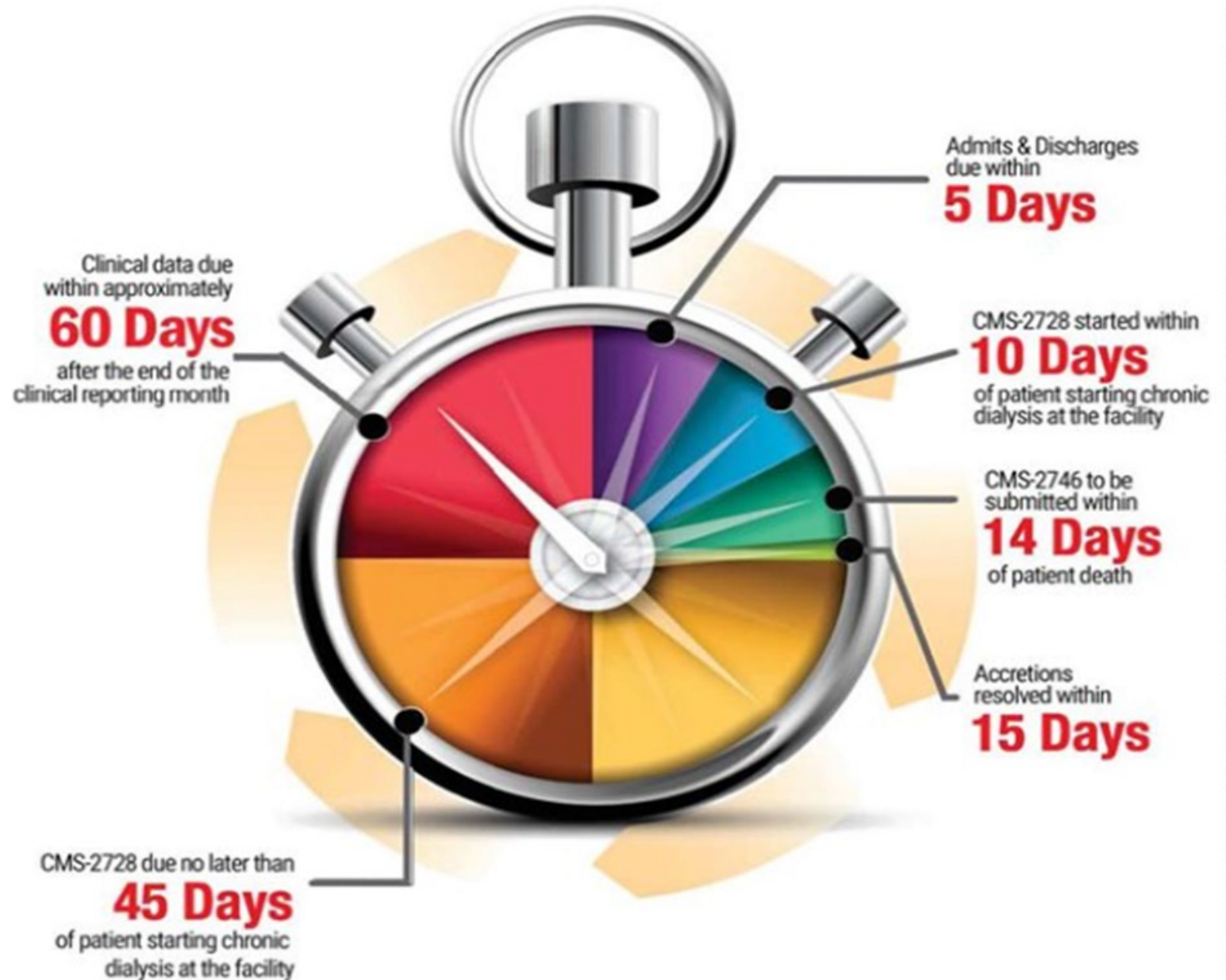
< Previous

**Submit request**

# **EQRS Basics**



# EQRS Stopwatch



# What CMS ESRD forms should be submitted in EQRS?

- CMS 2728: *ESRD Medical Evidence Report*
  - Initial 2728
    - When the patient is first diagnosed as ESRD including initiation of chronic dialysis or a kidney transplantation
    - Provides medical evidence of ESRD for Medicare entitlement
    - **Due within 45 days of patient being admitted to your facility**
  - Re-Entitlement 2728
    - When a patient resumes chronic dialysis 3 or more years after receiving a transplant
    - When a patient resumes chronic dialysis after 1 or more years after recovering native kidney function
    - **Due within 45 days of patient being admitted to your facility**
  - Supplemental 2728
    - When a newly diagnosed chronic patient moves from in-center hemodialysis to a home modality (home hemodialysis or peritoneal dialysis) within the first 90 days of chronic dialysis start date
    - When a newly diagnosed chronic patient is transplanted within the first 90 days of chronic dialysis start date
    - **Due within 45 days of patient changing to a home modality or receiving a kidney transplant**

# CMS forms (continued)

- CMS 2746: *ESRD Death Notification*
  - Notifies Medicare of the date and cause of an ESRD patient's death
  - **Due within 14 days of a patient's death**
- CMS 2744
  - The survey is a CMS Office of Management and Budget reporting requirement for all dialysis and transplant facilities to provide information to CMS.
    - 2744A: *ESRD Facility Survey (Dialysis Units)*
      - Captures all activity including patient admissions and discharges, Medicare coverage, vocational rehabilitation, facility treatment, number of home training days, and staffing data for the previous year (January 1- December 31)
    - 2744B: *ESRD Facility Survey (Transplant Hospitals)*
      - Captures all activity including transplants performed, Medicare status, and waitlist information for the previous year (January 1- December 31)
  - **Due annually**

# What is the difference between Save and Submit for CMS 2728/2746 forms?

- Save
  - Allows changes to be made to the 2728s and 2746s
  - Forms in saved status are **not considered submitted** and would be considered late if not submitted by their due date
- Submit
  - Double-check everything before submitting
  - There's no turning back now!!!

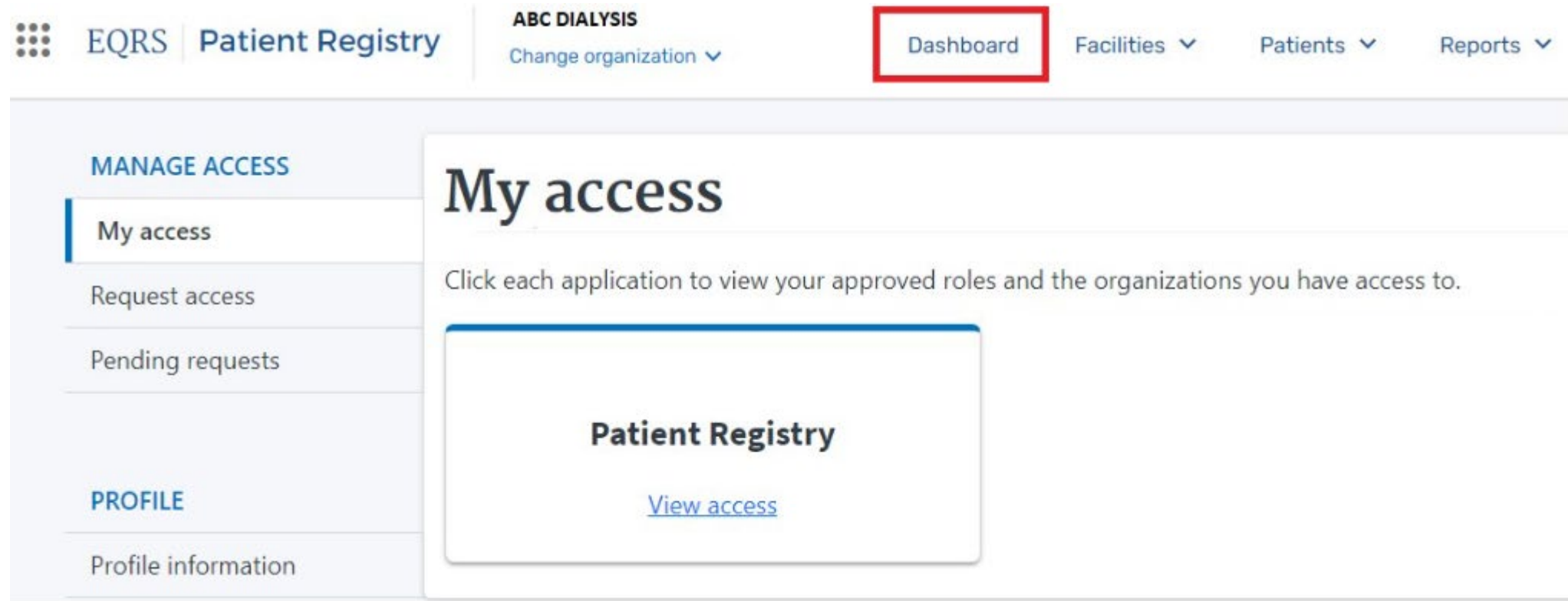
# Can I edit information in EQRS?

Any screen that gives the ability to edit will have an "Edit" option toward the top of the screen of each page.



# What is the Facility Dashboard and how do I get to it?

Provides an overview of data that needs to be submitted in EQRS but is dependent on what has been entered into EQRS



The screenshot shows the EQRS Patient Registry interface. At the top, there is a navigation bar with a hamburger menu icon, the text 'EQRS Patient Registry', and the organization name 'ABC DIALYSIS' with a 'Change organization' dropdown. The 'Dashboard' link is highlighted with a red box. Other navigation links include 'Facilities', 'Patients', and 'Reports'. On the left side, there is a sidebar menu with 'MANAGE ACCESS' and 'PROFILE' sections. Under 'MANAGE ACCESS', 'My access' is selected. The main content area displays 'My access' with a sub-header and a list of applications. One application, 'Patient Registry', is visible with a 'View access' link.

EQRS Patient Registry

ABC DIALYSIS  
Change organization

Dashboard Facilities Patients Reports

MANAGE ACCESS

My access

Request access

Pending requests

PROFILE

Profile information

My access

Click each application to view your approved roles and the organizations you have access to.

Patient Registry

[View access](#)

# Facility Dashboard



EQRS

Patient Registry

Change organization ▾

Dashboard

Facilities ▾

Patients ▾

Reports ▾

≡ Collapse

Enter CCN or NPI



## Overview

### Form 2728

New	Due	Past due
0	0	1

### Form 2746

Due	Past due
1	0

### Accretions

Unresolved  
0

### System Discharges

2024	2023
0	0

### Form 2744 Status

2023  
**Finalized**

07 30 2024



## Add a backup facility to your facility

Please add a backup for your facility by navigating to the Backup facility section.

## Facility Dashboard Overview

### Upcoming Reminders

- **08/01/2024 2:59 am EDT** - Clinical Data submission deadline for the May 2024 clinical period.
- **09/04/2024 2:59 am EDT** - Clinical Data submission deadline for the June 2024 clinical period.
- **10/01/2024 2:59 am EDT** - Clinical Data submission deadline for the July 2024 clinical period.
- **03/01/2025 2:59 am EST** - Commitment to Health Equity Attestation reporting period closes for the January 1 - December 31, 2024 assessment period.

# Facility Dashboard

## Overview

### Form 2728

New	Due	Past due
0	0	1

### Form 2746

Due	Past due
1	0

- Form 2728
  - New
    - Forms that are within 10 calendar days of the patient admit date
  - Due
    - Forms that are more than 10 days but less than 45 calendar days of the patient's admit date
  - Past Due (LATE)
    - Forms that are more than 45 calendar days of the patients admit date which means the form is LATE
- Form 2746
  - Due
    - Forms that are within 14 calendar days of the patient's date of death
  - Past Due (LATE)
    - Forms that are more than 14 calendar days after the patient's date of death which means the form is LATE



# Addressing Missing Forms from Facility Dashboard

EQRS | Patient Registry | Change organization ▾ | Dashboard | Facilities ▾ | Patients ▾ | Reports ▾

≡ Collapse | Enter CCN or NPI 🔍

### Overview

#### Form 2728

New	Due	Past due
0	0	1

#### Form 2746

Due	Past due
1	0

### Form 2728 Records

2728 Type: All Available ▾ | 2728 Status: Past Due ▾

2728 Form State: All Available ▾ | Search:

EQRS Patient ID	Patient Name	Due Date	Type	Status	Form State	Navigation
3100000000	Watch, Night	05/27/2024	Initial	Past Due	Saved	<a href="#">Manage Form 2728s</a>

Showing 1 to 1 of 1 results | Page Size: 10 ▾ | << Prev 1 Next >>

# Dialysis Facility Transplant Dashboard

## Dialysis Facility Transplant Waitlist

Dialysis Facility Records

FILTER BY

Patient

Search patients (EQRS ID or name)

Transplant Center

Search transplant center

Waitlist Status

--

[Reset all](#)

40 results

[Download CSV](#)

Patient	Patient Date of Birth	Waitlist Status	Active / Inactive Date	Inactive Reason	Waitlisted Date	Waitlist Removal Date	Removal Reason	Most Recent 2728 Dialysis Start Date	Transplant Center
Watch, Night 2112345678	04/02/1981	Removed	05/31/2017		10/03/2013	08/21/2020	Deceased Donor TX Removed by TX Center	06/13/2013	Kings Landing Transplant Center
Snow, Jon 3198765432	02/15/1982	Active	11/14/2022		03/09/2022			04/03/2020	Winterfell Transplant Center
Stark, Arya 2987654321	05/11/1995	Removed	02/21/2020		02/21/2020	12/29/2021	Unable to contact candidate	05/07/2021	Dragonstone Transplant Center

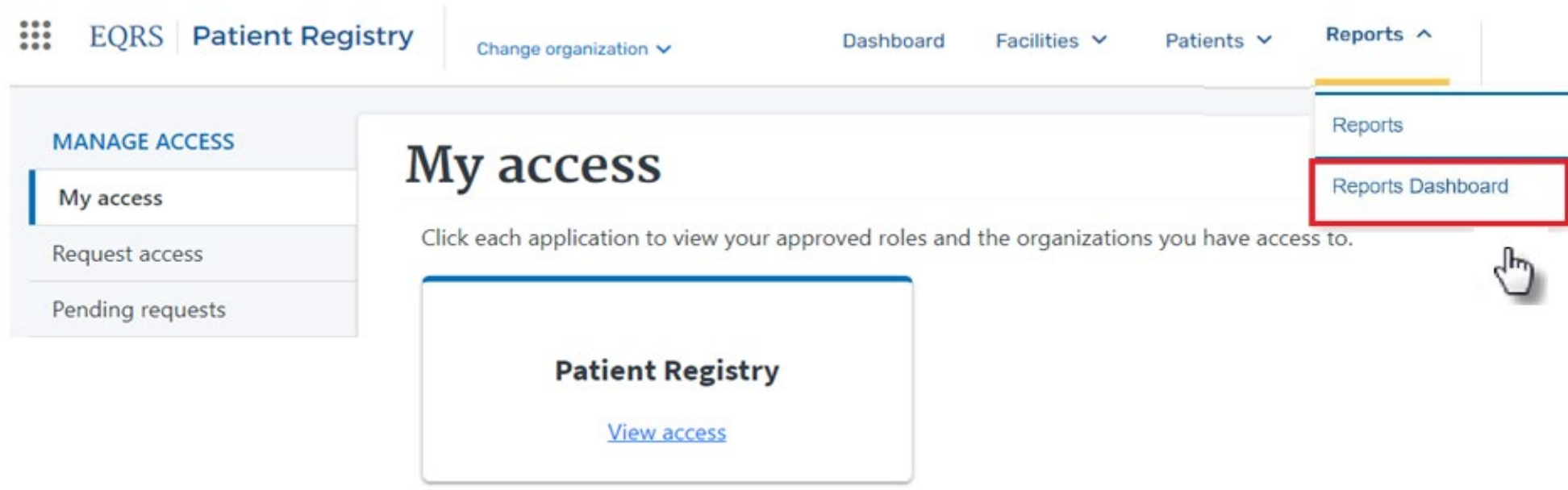
# Clinical Dashboard Reports

# Dashboard Reports: Overview

- On September 5, 2023, CMS added a dashboard reports feature in EQRS.
- Users can access the Reports screen by clicking **Reports Dashboards** from the Reports drop-down tab in EQRS.
- New dashboards will be added to the **Reports** screen continually.
- **Dashboard content is specific to the user's access and role in EQRS.**
- Dashboard generated reports can be downloaded via the CSV or Excel function within the reports. CSV is the preferred method for downloading reports.
- The following are the current dashboards in the Reports screen:
  - Facility Hemodialysis and Peritoneal Dialysis Clinical Dashboards (released September 2023)
  - Facility Influenza Vaccination Dashboard (released January 2024)
  - Facility Pneumococcal Pneumonia Vaccination Dashboard (released February 2024)
  - Facility Vascular Access Clinical Dashboard (released May 2024)
  - Facility Clinical Depression Dashboard (released June 2024)

# Accessing Clinical Dashboards

Click **Reports Dashboards** from the Reports drop-down tab in the navigation menu.



# Clinical Dashboard Screen

Click on **Desired Dashboard**

## Reports

Download and view dashboards of various datasets in EQRS.

### Facility HD Clinical Dashboard

Review of HD clinical data for facility level users >

### Facility PD Clinical Dashboard

Review of PD clinical data for facility level users >

### Facility Pneumococcal Pneumonia Vaccination Dashboard >

Dashboard to view Pneumococcal Pneumonia vaccination data

### Facility Influenza Vaccination Dashboard >

Dashboard to view influenza vaccination data

### Facility Vascular Access Clinical Dashboard >

Review of Vascular Access clinical data

### Facility Clinical Depression Dashboard >

Dashboard to view Patient Clinical Depression data

# Downloadable Dashboard Reports

Users will be able to select a reporting period and generate reports from each of the available **Clinical Dashboards**:

- **Facility Aggregate report:**
  - Facility information: Network, CMS Certification Number (CCN), Owned By, EDI Organization, EDI Facility ID, Facility Name and ID, Patients Total At Facility
  - Includes the number of patients and number of submitted clinical values/categories
- **Patient Details report:**
  - Facility information: Network, EDI Organization and ID, EDI Facility ID, CCN, Name, Owned By
  - Patient information specific to selected clinical dashboard

# Latest Clinical Dashboards



# Facility Vascular Access Clinical Dashboard

## Facility Vascular Access Clinical Dashboard

### Data Source:

- Clinical data for these tables is sourced from EQRS.
- Only data in a submitted status is included in the report.
- Clinical data is refreshed on a weekly basis each weekend.

### Technical Details:

- Data appearing in these tables is queried from the Centralized Data Repository (CDR).
- Changes made in EQRS will not be reflected immediately in this report.

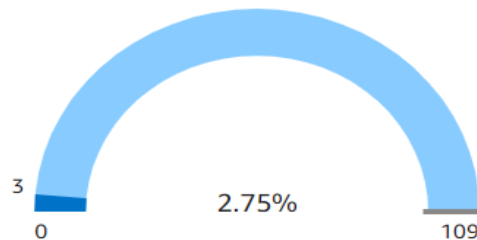
### Instructions:

- In order to view Vascular Access clinical data please select a desired clinical month from the Clinical Period dropdown field. Once the date is entered, press the enter key or click anywhere on the screen to run the query and populate the dashboard.
- Additional patient and facility filters are also available. Scroll down to display tables available for the dashboard. If you wish to export data from any table to a csv or excel report, click on the tools icon in the upper right corner of the table.
- Alternatively, the tab key may be used to select a table. Press the enter key with a table selected to move the focus to the tools for that table without a mouse.

Clinical Period

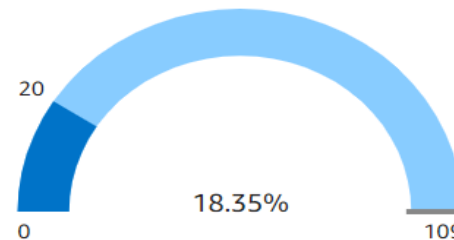
2024-01-01

### Patients with Catheter Present for < 90 Days



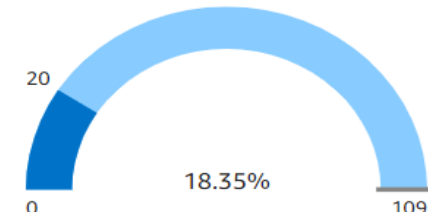
"Patients with Catheter Present for < 90 Days" represents prevalent hemodialysis patients with submitted vascular access data that have a catheter present for less than 90 days based on the last day of the selected clinical month.

### Patients with Catheter Present for >= 90 Days



"Patients with Catheter Present for >= 90 Days" represents prevalent hemodialysis patients (with submitted vascular access data and includes patients that have declared that clinical data submission is N/A for the clinical month) that have a catheter present for greater than or equal to 90 days based on the last day of the selected clinical month.

### Patients with Catheter Present for >= 90 Days Based on Admission Date



"Patients with Catheter Present for >= 90 Days Based on Admission Date" represents prevalent hemodialysis patients (with submitted vascular access data and includes patients that have declared that clinical data submission is N/A for the clinical month) that have a catheter present for greater than or equal to 90 days and if the patient has been admitted to the facility for 90 days as of the last day of the selected clinical month.

# Facility Vascular Access Clinical Dashboard

## Vascular Access Facility Aggregate

Clinical Period	Facility CCN	Affiliation	Facility Name	Facility ID	Vascular Access Patient Count	Patients with Long Term Catheter Present for < 90 Days: Count	Patients with Long Term Catheter Present for < 90 Days: Rate	Patients with Long Term Catheter Present for >= 90 Days: Count	Patients with Long Term Catheter Present for >= 90 Days: Rate	Patients with Long Term Catheter Based on Admission: Count	Patients with Long Term Catheter Based on Admission: Rate
Jan-2024		ABC ORGANIZATION	ABC DIALYSIS	300000060	109	3	2.75%	20	18.35%	20	18.35%

The **Facility Aggregate** reflects the number of access types and total number of patients for a specific clinical period.

# Facility Clinical Depression Dashboard

[Back to all Reports Dashboards](#)

## Facility Clinical Depression Dashboard

### Data Source and Refresh Frequency:

- Data is sourced from EQRS
- Annual reporting period is January 1 - December 31
- Screening is required at least once per year for each patient
- Report is current as of today - refresh the page to see recent changes
- Total patients includes all patients that have been admitted at a given facility at any time during the selected annual reporting period. Patients who move from one facility to another during the reporting period are included in the total for both facilities.

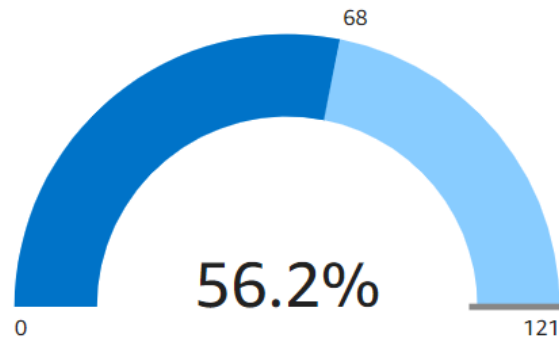
### Annual Reporting Period

2024

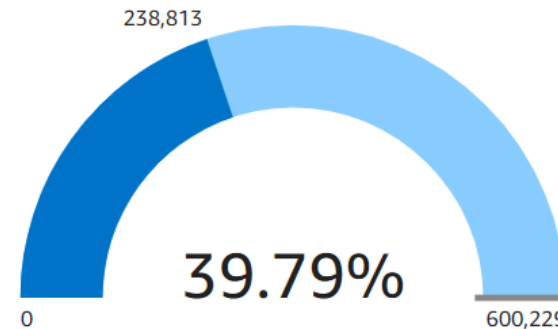
### Instructions:

- In order to view Depression Screening data please select a desired reporting period from the Annual Reporting Period dropdown field. Once the reporting period is selected, press the enter key or click anywhere on the screen to run the query and populate the dashboard.
- Additional patient and facility filters are also available. Scroll down to display tables available for the dashboard. If you wish to export data from any table to a csv or excel, report, click on the tools icon in the upper right corner of the table.
- Alternatively, the tab key may be used to select a table. Press the enter key with a table selected to move the focus to the tools for that table without a mouse.
- Please note that microsoft Excel has a download limitation of 40,000 rows, causing the data to be truncated when exporting large tables. The download limitation for CSV is 1 million rows or 500 MB of data (whichever is reached first), making it the preferred option for exporting larger data sets.

### Depression Screening by Facility



### Depression Screening - National



# Facility Clinical Depression Dashboard

## Depression Screening - Facility Summary

Facility Name	Facility ID	EDI Organization	EDI Facility ID	Owned By	Network	Total Patients	Screened Patients	Missing	Screening Rate	Positive - Follow Up Documented	Positive - No Follow Up - Not Eligible	Positive - No Reason
ABC DIALYSIS	300000060	ABC DIALYSIS	101304	ABC DIALYSIS	3	121	68	53	56.2%	0	0	

The **Facility Summary** report displays facility and depression information by the total number of patients.

# Who do I contact if I need help?

# When should I contact the QualityNet (QNet) Helpdesk, my ESRD Network or my Corporate Entity?

QualityNet Help Desk	ESRD Network	Corporate Entity For Electronic Data Submitters
<ul style="list-style-type: none"> <li>• HARP Account Management</li> <li>• QIP questions</li> <li>• Receiving errors in EQRS</li> <li>• Trouble logging in to EQRS</li> <li>• Two records exist for the same patient and need to be merged**</li> </ul>	<ul style="list-style-type: none"> <li>• Editing submitted CMS 2728/2746 forms</li> <li>• Questions about admit and discharge reasons</li> <li>• Trouble admitting a patient</li> <li>• Two records exist for the same patient and need to be merged**</li> <li>• Updating a failed transplant patient's transplant status to Non-functioning</li> <li>• Updating patient page after a patient has been discharged</li> </ul>	<ul style="list-style-type: none"> <li>• Batch submission errors</li> <li>• Missing data in EQRS</li> <li>• Patients are not showing up in EQRS after more than 7 days after being admitted to your facility</li> </ul>

**\*\*Please note that records merges are listed under both the Helpdesk and the ESRD Network.**

**Each network handles these requests differently.**

# How do I contact QualityNet Helpdesk and my ESRD Network?

- **QualityNet Help Desk**
  - **Email**
    - [qnetsupport-esrd@cms.hhs.gov](mailto:qnetsupport-esrd@cms.hhs.gov)
  - **Online Ticket submission**
    - [https://cmsqualitysupport.servicenowservices.com/ccsq\\_support\\_central](https://cmsqualitysupport.servicenowservices.com/ccsq_support_central)
  - **Phone**
    - 1-(866)-288-8912
- **ESRD Network**
  - **Identify your ESRD Network by using the map in this link**
    - <https://esrdncc.org/en/ESRD-network-map//>

# Things to Remember

- EQRS must be accessed in the Chrome Browser ONLY
- Please **DO NOT** include Personally Identifiable Information (PII) (this includes but is not limited to a patient's name, date of birth, Social Security Number or Medicare Beneficiary Identifier) to the QNet Helpdesk or your ESRD Network via email or through online ticket submissions. The only acceptable patient specific identifier is the EQRS ID number.

[View Patient Demographics \(Itsa Patient - 3100008572\)](#)



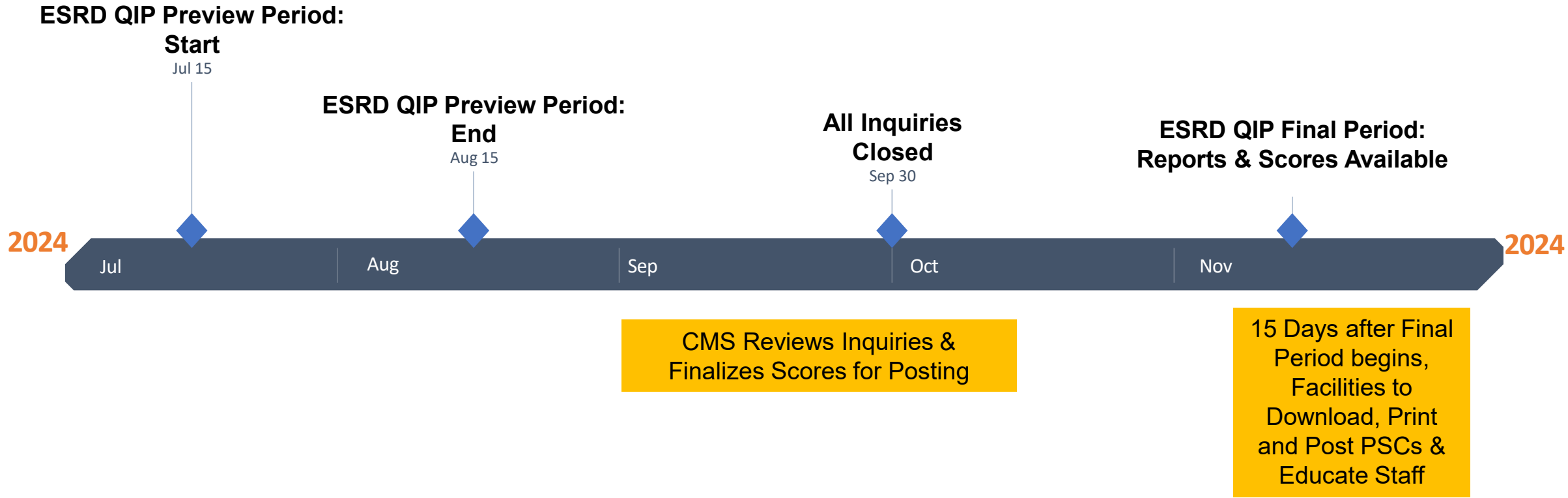


# Coming Soon

# Upcoming New Features, Events & Deadlines

- ESRD QIP preview period
- CMS Form 2728 and 2746 updates
- Clinical data submission deadlines
- Depression screening deadlines
- ICH CAHPS attestation submission deadline
- Facility Commitment to Health Equity attestation submission deadline
- NHSN data submission deadlines

# Preview Period Reminders



# Updates to CMS 2728 and 2746 forms

- New form versions will be available in EQRS in October 2024
- Become familiar with the new forms
  - [CMS 2728](#)
  - [CMS 2746](#)

# EQRS Clinical Data Submission Deadlines

Data Submission Schedule for 2024 EQRS Clinical Data	
Reporting Month	Data Submission Deadline
March 2024	June 3, 2024, at 11:59 p.m. PT
April 2024	July 1, 2024, at 11:59 p.m. PT
May 2024	July 31, 2024, at 11:59 p.m. PT
June 2024	September 3, 2024, at 11:59 p.m. PT
July 2024	September 30, 2024, at 11:59 p.m. PT
August 2024	October 31, 2024, at 11:59 p.m. PT
September 2024	December 2, 2024, at 11:59 p.m. PT
October 2024	December 31, 2024, at 11:59 p.m. PT
November 2024	February 3, 2025, at 11:59 p.m. PT
December 2024	March 3, 2025, at 11:59 p.m. PT

**Note:** For additional information on the ESRD QIP measures, refer to the [Calendar Year \(CY\) 2024 ESRD QIP Technical Measure Specifications](#).

# EQRS Depression Screening and Follow-Up Submission Deadline

## EQRS Submission Schedule for 2024 Depression Screening and Follow-Up Assessments

Assessment Period	Data Submission Deadline
January 1 – December 31, 2024	March 3, 2025, at 11:59 p.m. PT

**Note:** For additional information on the Clinical Depression Screening and Follow Up measure, refer to the [CY 2024 ESRD QIP Technical Measure Specifications](#).

# ICH CAHPS Attestation Submission Deadline

## EQRS Submission Schedule for 2024 In-Center Hemodialysis Consumer Assessment of Healthcare Providers and Systems (ICH CAHPS) Attestation

Attestation Year	Data Submission Deadline
January 1 – December 31, 2024	March 3, 2025, at 11:59 p.m. PT

**Note:** For additional information on the ICH CAHPS Survey measure, refer to the [CY 2024 ESRD QIP Technical Measure Specifications](#).

# Facility Commitment to Health Equity Attestation Submission Deadline

## EQRS Submission Schedule for Facility Commitment to Health Equity Attestation

Attestation Year	Data Submission Deadline
January 1 – December 31, 2024	March 3, 2025, at 11:59 p.m. PT

**Note:** For additional information on the Facility Commitment to Health Equity measure, refer to the [CY 2024 ESRD QIP Technical Measure Specifications](#).



# NHSN ESRD Data Submission Deadlines

## Data Submission Schedule for 2024 NHSN ESRD Data: Dialysis Events, Bloodstream Infections, and COVID-19 Vaccination Coverage Among Healthcare Personnel

Quarter	2024 Reporting Months	Data Submission Deadline
1	January-March	July 1, 2024, at 11:59 p.m. PT
2	April-June	September 30, 2024, at 11:59 p.m. PT
3	July-September	December 31, 2024, at 11:59 p.m. PT
4	October-December	March 31, 2025, at 11:59 p.m. PT

**Facilities must submit NHSN data by the established deadlines. Not meeting the required reporting deadlines puts your facility at risk for an ESRD QIP payment reduction.**

**Note:** For additional information on the NHSN measures, refer to the [CY 2024 ESRD QIP Technical Measure Specifications](#).

# EQRS Data Reporting: Additional Information

EQRS data submission deadlines are listed on [MyCROWNWeb.org](https://www.mycrownweb.org): [EQRS deadlines for CY 2024 Data](https://www.mycrownweb.org)

Additional information on EQRS data reporting requirements is available on [MyCROWNWeb.org](https://www.mycrownweb.org):

- [EQRS Data Submission Stopwatch](https://www.mycrownweb.org)
- [EQRS Data Management Guidelines](https://www.mycrownweb.org)
- [ESRD QIP Successful Reporting Guide](https://www.mycrownweb.org)

# Questions & Answers



**For additional help contact:**

- **QualityNet Help Desk**
  - **Email**
    - [qnetsupport-esrd@cms.hhs.gov](mailto:qnetsupport-esrd@cms.hhs.gov)
  - **Online Ticket submission**
    - [https://cmsqualitysupport.servicenowservices.com/ccsq\\_support\\_central](https://cmsqualitysupport.servicenowservices.com/ccsq_support_central)
  - **Phone**
    - 1-(866)-288-8912

# Upcoming ESRD QIP & EQRS Events

Save the Dates!

<i>All events are scheduled to begin at 2 pm ET</i>	
<b>EQRS Monthly Stakeholder Meeting</b> <i>-Today's Webinar</i>	7/30/2024
<b>Proposed Rule Webinar</b>	8/13/2024
<b>EQRS Monthly Stakeholder Meeting</b>	8/27/2024
<b>EQRS Monthly Stakeholder Meeting</b> <i>-Mid-to-late September 2024</i>	<i>TBD</i>
<b>EQRS Quarterly Townhall Meeting</b> <i>-Mid-to-late September 2024</i>	<i>TBD</i>

# Event Slides and Recordings

Recordings and slides from all ESRD QIP and EQRS events are all posted shortly after the events at: <https://mycrownweb.org/events/>

# Post-Event Evaluation

Please complete a short post-event evaluation by clicking on the link in the Chat box. Your feedback will help improve future events.