

# October 2024 EQRS Stakeholder Meeting



*Hosted to Gather Feedback & Share Updates on End Stage Renal Disease Quality Reporting System (EQRS)*

*Today's focus: New Medical Personnel Module and Facility Contact Updates and Live Q&A*

# October 2024 EQRS Stakeholder Meeting

*Monthly EQRS Stakeholder Meetings are hosted to educate and inform End Stage Renal Disease Quality Incentive Program (ESRD QIP) stakeholders regarding EQRS status, upgrades, and enhancements.*



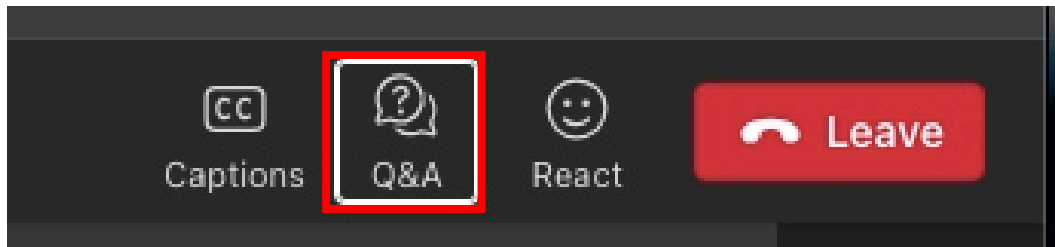
*Today's meeting is focused on sharing information on EQRS resources, New Personnel Module, Facility Contacts and offering an opportunity for Live Q&A.*

# Agenda

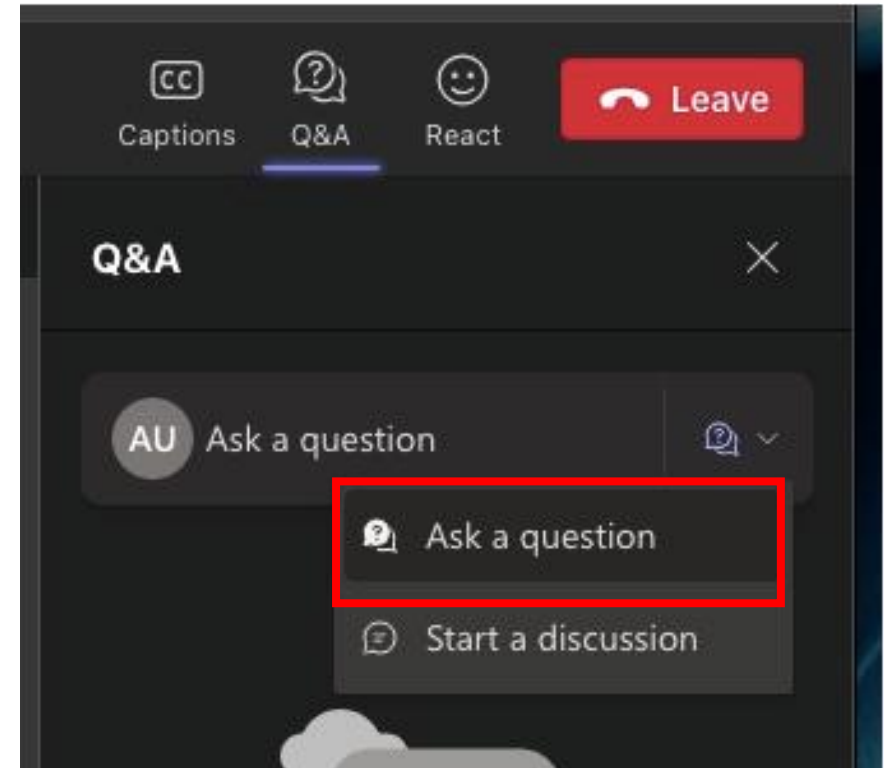
Topic	Speaker
Welcome	<b>Alissa Kapke, MS</b>
EQRS Resources	<b>Tricia Phulchand, BSN, RN</b>
Medical Personnel Module	<b>Tricia Phulchand, BSN, RN</b>
Facility Contacts	<b>Tricia Phulchand, BSN, RN</b>
Hemodialysis (HD) & Peritoneal Dialysis (PD) Clinical Dashboards Update	<b>Tricia Phulchand, BSN, RN</b>
Live Q&A	<b>Alissa Kapke, MS</b>
Important Dates & Deadlines	<b>Alissa Kapke, MS</b>
Upcoming QIP & EQRS Events	<b>Alissa Kapke, MS</b>

# Submitting Questions

- Click on Q&A at top right of your screen to submit a question



- Under Q&A, select Ask a question.
- Type your question in box on right hand side of your screen.



**Please note that some questions may require additional research.**

**Any unanswered questions can be submitted to**

**[QualityNet Question and Answer Tool](#)**

# **EQRS Resources**

# New User Training Slides

- Updates have been made to 5 modules of the New User Training Videos
  - Manage Access
  - Facility Dashboard Overview
  - Set Default Preferences
  - Adding Medical Personnel
  - Adding Facility Contacts
- Available at [www.mycrownweb.org/education/](http://www.mycrownweb.org/education/)

# New Medical Personnel Module

# Medical Personnel Module

- In early November, the new Medical Personnel Module will be released in EQRS
- The data contained in the old Personnel module will be streamlined to remove **ALL** non-medical personnel and those medical personnel **WITHOUT** valid National Provider Identifier (NPI) numbers
- Existing physicians with valid NPIs will remain assigned to your facility in EQRS
- Physician records that only have Unique Personal Identification Numbers (UPIN) will be removed from the system
- Please login to EQRS, once the update goes live to check that all your Active/Current Physicians are listed



# Navigating to Medical Personnel Module

The screenshot displays the EQRS Patient Registry interface. At the top, the navigation bar includes the EQRS logo, the text "EQRS Patient Registry", a "Change organization" dropdown, and main menu items: "Dashboard", "Facilities" (with an upward arrow), "Patients" (with a downward arrow), and "Reports" (with a downward arrow). On the left, a sidebar menu is divided into "MANAGE ACCESS" and "PROFILE". Under "MANAGE ACCESS", the options are "My access" (highlighted with a blue bar), "Request access", and "Pending requests". Under "PROFILE", the options are "Profile information" and "Medical Personnel" (highlighted with a red box). The main content area is titled "My access" and contains the text "Click each application to view your approved roles and the organizations you have access to". Below this text is a card for "Patient Registry" with a "View access" link. A dropdown menu is open from the "Facilities" menu item, showing options: "Search Facilities", "Form 2744", "Medical Personnel" (highlighted with a red box), and "Attestation".

# Medical Personnel Module

Home / Medical Personnel

## Medical Personnel

+ Add Medical Personnel

View and manage medical personnel within your organization

### Personnel

Search by first name/last name/NPI

Showing: 28 personnel

### Facility

Search by facility name/NPI/CCN

Show active only

Toggle to show Active Only

First Name	Last Name	NPI	Facility	Status
Michael	Meyers	1285735860	ABC Dialysis NPI: 1558775536 CCN: 312647	<input checked="" type="checkbox"/> Active
			ACME Dialysis NPI: 1194009274 CCN: 312621	<input type="checkbox"/> Active
			Road Runner Dialysis NPI: 1164451852 CCN: 312541	<input type="checkbox"/> Active
Frederick	Krueger	1073721809	ABC Dialysis NPI: 1558775536 CCN: 312647	<input checked="" type="checkbox"/> Active
			ACME Dialysis NPI: 1194009274 CCN: 312621	<input checked="" type="checkbox"/> Active
			Road Runner Dialysis NPI: 1164451852 CCN: 312541	<input checked="" type="checkbox"/> Active

# Click on Add Medical Personnel

The screenshot shows the EQRS Patient Registry interface. At the top, there is a navigation bar with the EQRS logo, 'Patient Registry', and a 'Change organization' dropdown. To the right are links for 'Dashboard', 'Facilities', 'Patients', and 'Reports'. Below this is a blue header bar with 'Home / Medical Personnel' and a large yellow button labeled '+ Add Medical Personnel' which is highlighted with a red border. Underneath the header, there is a section for 'View and manage medical personnel within your organization'. This section contains two search boxes: 'Personnel' (search by first name/last name/NPI) and 'Facility' (search by facility name/NPI/CCN), along with a 'Show active only' toggle switch. Below the search boxes, it says 'Showing: 0 personnel'. At the bottom, there is a table with columns for 'First Name', 'Last Name', 'NPI', 'Facility', and 'Status'. The table is currently empty, with the text 'No records exist.' centered below the columns.

# Adding Medical Personnel when NPI is unknown

Step 1: Click on Find provider on National Plan & Provider Enumeration System (NPPES) NPI Registry.

## Add Medical Personnel ✕

ABC Dialysis

CCN: 123456    EQRS Facility ID: 300000060

Practitioner NPI (Not facility NPI)

Search >

[Find provider on NPPES NPI Registry](#) ↗

Cancel Add Personnel

# Search for Physician Name

Enter the physician's first and last name and any other pertinent information including state and possibly the city to assist in narrowing the search.

NPPES NPI Registry NPPES Downloads API Help

---

Search NPI Records

---

**NPI Number**  **NPI Type**  **Taxonomy Description**

for individuals

**Provider First Name**  **Provider Last Name**

for organizations

**Organization Name (LBN, DBA, Former LBN or Other Name)**  **Authorized Official First Name**  **Authorized Official Last Name**

**City**  **State**  **Country**  **Postal Code**  **Address Type**

Check this box to search for Exact Matches only ⓘ

\*\* This search page is by default set to return similar and close results to your search keywords. You can check the box above if you only want the exact matches for your keywords to be returned in the search results.

**Note: The NPI Registry limits searches to the first 2100 results. If you cannot find the NPI that you are looking for, please refine the search.**


# Search Results

Write down the NPI and keep it at hand to enter it in the Practitioner field in EQRS.

## Results: 1 - 1

The following NPI(s) contain information matching your search criteria. Please select the NPI to view all the data associated with the NPI.

[Home](#) / [Table View](#)

NPI	Name	NPI Type	Primary Practice Address	Phone	Primary Taxonomy
<a href="#">1063097038</a>	Meredith Grey		132 PERRY ST TRENTON, NJ 08618-3968	555-555-5555	Nephrologist

# Adding Medical Personnel with known NPI

Step 1: Enter NPI in Practitioner NPI field and click Search.

### Add Medical Personnel ✕

ABC Dialysis

CCN: 123456    EQRS Facility ID: 300000060

Practitioner NPI (Not facility NPI)

Search > [Reset](#)

[Find provider on NPPES NPI Registry](#)

Cancel Add Personnel

Step 2: Click Add Personnel.

### Add Medical Personnel ✕

ABC Dialysis

CCN: 123456    EQRS Facility ID: 300000060

Practitioner NPI (Not facility NPI)

Search > [Reset](#)

[Find provider on NPPES NPI Registry](#)

**SEARCH RESULT**

First Name	Last Name	Practitioner NPI
Meredith	Grey	1063097038

Cancel Add Personnel

# Medical Personnel has been added

EQRS | Patient Registry | Change organization ▾ | Dashboard | Facilities ▾ | Patients ▾ | Reports ▾

Home / Medical Personnel

## Medical Personnel

+ Add Medical Personnel

View and manage medical personnel within your organization

**Personnel** | **Facility**

Search by first name/last name/NPI | Search by facility name/NPI/CCN | Show active only

Showing: 1 personnel

First Name	Last Name	NPI	Facility	Status
Meredith	Grey	1063097038	ABC Dialysis NPI: 1023112893 CCN:123456	<input checked="" type="checkbox"/> Active

Items per page: 5 ▾ | 1 – 1 of 1

1 | Go to page: 1 | Go >



# Adding Facility Contacts

# Facility Contacts Requirements

- CMS requires that each facility add 3 specific positions:
  - Primary Facility Contact
  - Disaster Contact
  - Disaster Contact Back-up
- For these positions, you will be required to provide:
  - First and Last name
  - Email Address
  - Phone Number
  - Cell Phone Number
- Additional positions are not required but are recommended to assist ESRD networks with communications.
- Please make sure to include email addresses for any additional positions.

# Navigating to Facility Screen

The screenshot displays the EQRS Patient Registry interface. At the top, the navigation bar includes the EQRS logo, the text 'EQRS Patient Registry', a 'Change organization' dropdown, and main menu items: 'Dashboard', 'Facilities' (with an upward arrow), 'Patients' (with a downward arrow), and 'Reports' (with a downward arrow). On the left, a sidebar menu is organized into two sections: 'MANAGE ACCESS' containing 'My access', 'Request access', and 'Pending requests'; and 'PROFILE' containing 'Profile information'. The 'My access' option is currently selected. The main content area is titled 'My access' and contains the instruction: 'Click each application to view your approved roles and the organizations you have access to'. Below this instruction, a card for 'Patient Registry' is visible, featuring a blue border and a 'View access' link. A dropdown menu is open under the 'Facilities' menu item, listing 'Search Facilities' (highlighted with a red border), 'Form 2744', 'Medical Personnel', and 'Attestation'.

# Search for the Facility



EQRS

Patient Registry

Change organization ▾

Dashboard

Facilities ▾

Patients ▾

Reports ▾

## Search Facilities<sup>?</sup> Facility Lookup

[? Help](#)

Search by facility ID, facility name, facility DBA, facility CCN, facility NPI, phone number, fax number

123456



30000060, ABC Dialysis, 123456, 1841394616, (555)555-5555, (555)555-5556, Anywhere, NJ 08511, Dialysis, Open

Show all results

# Contact Information: Click View to Edit

## Network information

[View to edit](#)

<b>Network:</b> Network 3	<b>Network facility code:</b> 60
<b>Program type:</b> Dialysis	
<b>Facility legal name:</b> ABC DIALYSIS	<b>Facility DBA name:</b> ABC DIALYSIS

## Contact information

[View to edit](#)

<b>Facility physical address:</b> 123 Elm St Anywhere, New Jersey 08511	<b>Facility mailing address:</b> 123 Elm St Anywhere, New Jersey 08511
<b>County:</b> Essex	<b>County:</b> Essex
<b>Physical address effective start date:</b> 01/01/1970	<b>Mailing address effective start date:</b> 01/01/1970
<b>Phone number:</b> (555)555-5555	<b>Fax number:</b> (555)555-5556

# Facility Contacts: Click Edit

## Mailing address of facility

 Edit  History

123 Elm St  
Anywhere, New Jersey  
08511

**County:**

Essex

**Address effective start date:**

01/01/1973

## Facility phone and fax

 Edit

**Phone number:**

(555)555-5555

**Fax number:**

(555)555-5556

## Facility Contacts

 Edit

[← Previous](#)

[Next >](#)

# Facility Contacts: Enter all Required Information

Facility Contacts ✕ Cancel edit

* First Name <input type="text" value="Jane"/>	* Last Name <input type="text" value="Doe"/>	* Positions <input type="text" value="Start typing or select"/>
* Email <input type="text" value="jane.doe@abcdialysis.com"/>	* Phone Number <input type="text" value="555-555-1111"/>	<ul style="list-style-type: none"><li><input type="checkbox"/> Administrator</li><li><input type="checkbox"/> Data Contact</li><li><input type="checkbox"/> Dietitian</li><li><input checked="" type="checkbox"/> Disaster Contact</li><li><input type="checkbox"/> Disaster Contact Back-up</li><li><input type="checkbox"/> Head Nurse</li><li><input type="checkbox"/> Medical Director</li><li><input type="checkbox"/> Primary Facility Contact</li><li><input type="checkbox"/> Social Worker</li><li><input type="checkbox"/> Transplant Coordinator</li></ul>

# Facility Contacts: Updated

## Facility Contacts

 Edit



**Facility contacts updated successfully**

Please review your information below.

**First Name:**

Jane

**Last Name:**

Doe

**Positions:**

Disaster Contact

**Email:**

jane.doe@abcdialysis.com

**Phone Number:**

(555)555-1111

**Cell Number:**

(555)555-1112



# **Hemodialysis (HD) & Peritoneal Dialysis (PD) Clinical Dashboards Update**

# Summary of Changes

- Clinical Period Filter (drop-down menu)
- Report will ALWAYS filter by clinical period
- Five years of clinical periods are available
- Typeable search is available to quickly find the clinical period
- Both closed and open clinical periods are available
- This update has been applied to both the HD and PD Clinical Dashboards

# Click on Reports Dashboard

The screenshot shows the EQRS Patient Registry interface. At the top, there is a navigation bar with the EQRS logo, the text 'EQRS Patient Registry', and several menu items: 'Change organization' with a dropdown arrow, 'Dashboard', 'Facilities' with a dropdown arrow, 'Patients' with a dropdown arrow, and 'Reports' with an upward arrow. A dropdown menu is open under 'Reports', showing two options: 'Reports' and 'Reports Dashboard', with the latter highlighted by a red border. On the left side, there is a sidebar with a 'MANAGE ACCESS' section containing 'My access' (highlighted with a blue bar), 'Request access', and 'Pending requests'. Below this is a 'PROFILE' section with 'Profile information'. The main content area is titled 'My access' and contains the text 'Click each application to view your approved roles and the organizations you have access to.' Below this text is a card for 'Patient Registry' with a blue border and a 'View access' link.

# Select either the Facility HD Clinical Dashboard or the Facility PD Clinical Dashboard

## Reports

Download and view dashboards of various datasets in EQRS.

<b>Facility Pneumococcal Pneumonia Vaccination Dashboard</b> Dashboard to view Pneumococcal Pneumonia vaccination data >	<b>Facility Influenza Vaccination Dashboard</b> Dashboard to view influenza vaccination data >	<b>Facility Vascular Access Clinical Dashboard</b> Review of Vascular Access clinical data >
<b>Facility Clinical Depression Dashboard</b> Dashboard to view Patient Clinical Depression data >	<b>Facility HD Clinical Dashboard</b> Review of HD clinical data for facility level users >	<b>Facility PD Clinical Dashboard</b> Review of PD clinical data for facility level users >

# Select the Clinical Period



[← Back to all Reports Dashboards](#)

## Facility HD Clinical Dashboard

### Instructions:

- In order to view clinical data please select the desired clinical month from the clinical period filter drop-down. Press the enter key or click anywhere on the screen to run the query and populate the dashboard.
- Additional patient and facility filters are also available. Scroll down to display tables available for the dashboard.
- If you wish to export data from any table to a csv or excel report, click on the tools icon in the upper right corner of the table. Alternatively, the tab key may be used to select a table. Press the enter key with a table selected to move the focus to the tools for that table without a mouse.

### Data Source:

- Clinical data for these tables is sourced from EQRS.
- Only data in a submitted status is included in the report.
- Clinical data is refreshed on a weekly basis each weekend.

### Technical Details:

- Data appearing in these tables is queried from the Centralized Data Repository (CDR).
- Changes made in EQRS will not be reflected immediately in this report.

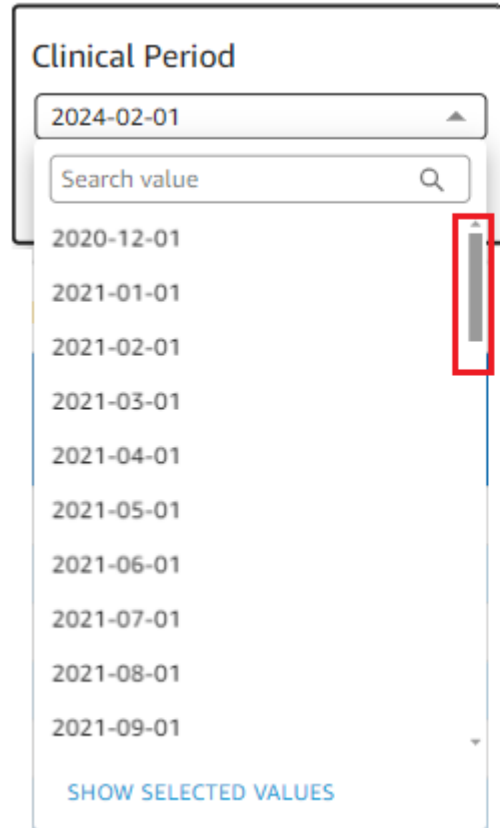
Clinical Period

EQRS UPI

### Hemodialysis Patient Detail

Clinical Period	Network	Facility ID	Facility CCN	Affiliation	Facility Name	Facility Phone	UPI	Patient Last Name	Patient First Name	Date of Birth	Primary Treatment Setting	Primary Treatment Type	Hg
-----------------	---------	-------------	--------------	-------------	---------------	----------------	-----	-------------------	--------------------	---------------	---------------------------	------------------------	----

# Select Clinical Period



Clinical Period

2024-02-01

Search value

2020-12-01

2021-01-01

2021-02-01

2021-03-01

2021-04-01

2021-05-01

2021-06-01

2021-07-01

2021-08-01

2021-09-01

SHOW SELECTED VALUES



**Scroll down to select clinical period  
or begin typing the date**

# Clinical Period Displayed

## Network HD Clinical Dashboard

### Instructions:

- In order to view clinical data please select the desired clinical month from the clinical period filter drop-down. Press the enter key or click anywhere on the screen to run the query and populate the dashboard.
- Additional patient and facility filters are also available. Scroll down to display tables available for the dashboard.
- If you wish to export data from any table to a csv or excel report, click on the tools icon in the upper right corner of the table. Alternatively, the tab key may be used to select a table. Press the enter key with a table selected to move the focus to the tools for that table without a mouse.

### Data Source:

- Clinical data for these tables is sourced from EQRS.
- Only data in a submitted status is included in the report.
- Clinical data is refreshed on a weekly basis each weekend.

### Technical Details:

- Data appearing in these tables is queried from the Centralized Data Repository (CDR).
- Changes made in EQRS will not be reflected immediately in this report.

Clinical Period: 2024-02-01

Facility CCN: Enter value

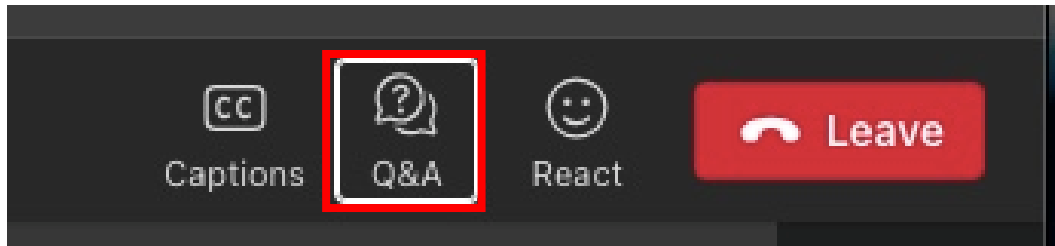
EQRS UPI: Enter value

### Hemodialysis Patient Detail

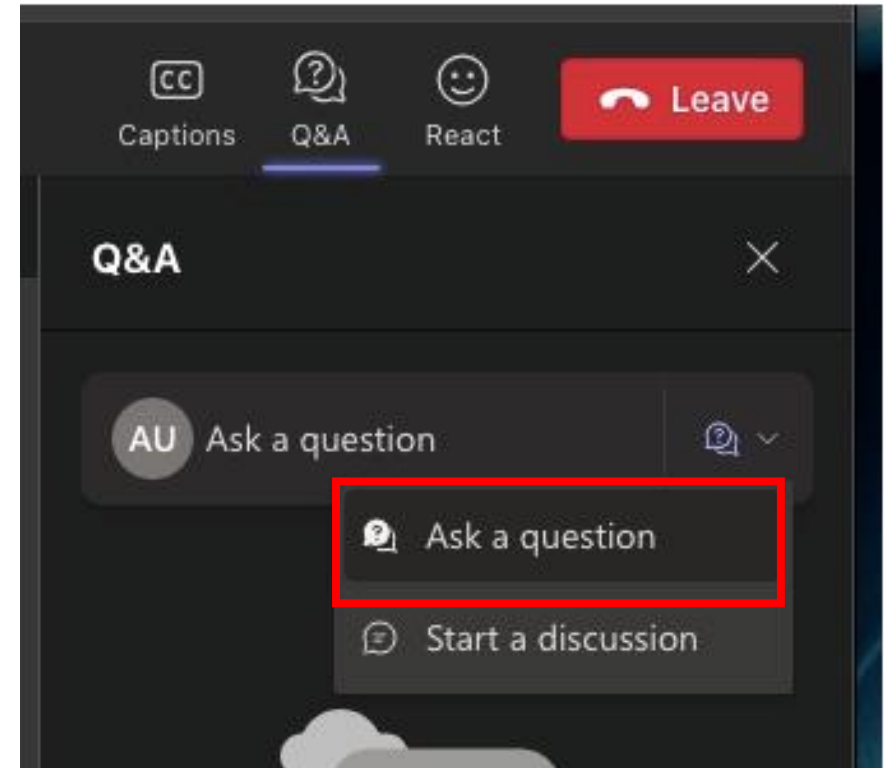
Clinical Period	Network	Facility ID	Facility CCN	Affiliation	Facility Name	Facility Phone	UPI	Patient Last Name	Patient First Name	Date of Birth	Primary Treatment Setting	Primary Treatment Type
Feb-2024	3	300000031		Independent	ABC DIALYSIS	5555555555	323191460	MOUSE	MICKEY	08-12-1955	Dialysis Facility/Center	Hemodialysis
Feb-2024	3	300000031		Independent	ABC DIALYSIS	5555555555	323300724	MOUSE	MINNIE	08-10-1947	Dialysis Facility/Center	Hemodialysis

# Live Questions and Answers

- Click on Q&A at top right of your screen to submit a question



- Under Q&A, select Ask a question.
- Type your question in box on right hand side of your screen.



**Please note that some questions may require additional research.**

**Any unanswered questions can be submitted to**

**[QualityNet Question and Answer Tool](#)**





# Coming Soon

# Upcoming Events & Deadlines

- Clinical data submission deadlines
- Depression screening deadlines
- In-Center Hemodialysis Consumer Assessment of Healthcare Providers & Systems (ICH CAHPS) attestation submission deadline
- Facility Commitment to Health Equity attestation submission deadline
- National Healthcare Safety Network (NHSN) data submission deadlines

# EQRS Clinical Data Submission Deadlines

Data Submission Schedule for 2024 EQRS Clinical Data	
Reporting Month	Data Submission Deadline
August 2024	October 31, 2024, at 11:59 p.m. PT
September 2024	December 2, 2024, at 11:59 p.m. PT
October 2024	December 31, 2024, at 11:59 p.m. PT
November 2024	February 3, 2025, at 11:59 p.m. PT
December 2024	March 3, 2025, at 11:59 p.m. PT

**Note:** For additional information on the ESRD QIP measures, refer to the [Calendar Year \(CY\) 2024 ESRD QIP Technical Measure Specifications](#).

# EQRS Depression Screening and Follow-Up Submission Deadline

## EQRS Submission Schedule for 2024 Depression Screening and Follow-Up Assessments

Assessment Period	Data Submission Deadline
January 1 – December 31, 2024	March 3, 2025, at 11:59 p.m. PT

**Note:** For additional information on the Clinical Depression Screening and Follow Up measure, refer to the [CY 2024 ESRD QIP Technical Measure Specifications](#).

# ICH CAHPS Attestation Submission Deadline

## EQRS Submission Schedule for 2024 In-Center Hemodialysis Consumer Assessment of Healthcare Providers and Systems (ICH CAHPS) Attestation

Attestation Year	Data Submission Deadline
January 1 – December 31, 2024	March 3, 2025, at 11:59 p.m. PT

**Note:** For additional information on the ICH CAHPS Survey measure, refer to the [CY 2024 ESRD QIP Technical Measure Specifications](#).

# Facility Commitment to Health Equity Attestation Submission Deadline

## EQRS Submission Schedule for Facility Commitment to Health Equity Attestation

Attestation Year	Data Submission Deadline
January 1 – December 31, 2024	March 3, 2025, at 11:59 p.m. PT

**Note:** For additional information on the Facility Commitment to Health Equity measure, refer to the [CY 2024 ESRD QIP Technical Measure Specifications](#).

# NHSN ESRD Data Submission Deadlines

## Data Submission Schedule for 2024 NHSN ESRD Data: Dialysis Events, Bloodstream Infections, and COVID-19 Vaccination Coverage Among Healthcare Personnel

Quarter	2024 Reporting Months	Data Submission Deadline
1	January-March	July 1, 2024, at 11:59 p.m. PT
2	April-June	September 30, 2024, at 11:59 p.m. PT
3	July-September	December 31, 2024, at 11:59 p.m. PT
4	October-December	March 31, 2025, at 11:59 p.m. PT

**Facilities must submit NHSN data by the established deadlines. Not meeting the required reporting deadlines puts your facility at risk for an ESRD QIP payment reduction.**

**Note:** For additional information on the NHSN measures, refer to the [CY 2024 ESRD QIP Technical Measure Specifications](#).

# Submitting Questions

**For additional help, contact:**

- **QualityNet Help Desk**

- **Email:**

- [qnetsupport-esrd@cms.hhs.gov](mailto:qnetsupport-esrd@cms.hhs.gov)

- **Online Ticket submission:**

- [https://cmsqualitysupport.servicenowservices.com/ccsq\\_support\\_central](https://cmsqualitysupport.servicenowservices.com/ccsq_support_central)

- **Phone**

- 1-(866)-288-8912



# Upcoming ESRD QIP & EQRS Events

## Save the Dates!

*All Events are Scheduled to begin at 2PM ET*

<b>EQRS Monthly Stakeholder Meeting</b> - Form CMS-2728 and Form CMS-2746 Question and Answer Session	November 19, 2024
<b>PY 2025 Final ESRD QIP Reports</b>	November, 2024
<b>ESRD QIP Final Rule Webinar</b>	December 3, 2024
<b>EQRS Monthly Stakeholder Meeting</b> -Topics to be determined	December 17, 2024

# Event Slides and Recordings

Recordings and slides from all ESRD QIP and EQRS events are all posted shortly after the events at: <https://mycrownweb.org/events/>

# Post-Event Evaluation

Please complete a short post-event evaluation by clicking on the link in the Chat box. Your feedback will help improve future events.